



**Government of Kerala**

**PROSPECTUS FOR ADMISSION TO  
MCA REGULAR COURSE, KERALA 2020-21**

**(Approved vide G.O.(Ms.)No249/2020/ H.Edn Dated. 3.07.2020)**

**Office of the Director of Technical Education  
Padmavilasom Street, Fort, Nalumukku, Pazhavangadi  
Thiruvananthapuram 695 023**

## CONTENTS

---

Clause	ITEM	Page No.	Clause	ITEM	Page No.
1	Introduction	3	9	Certificates/Documents to be uploaded along with the Application	12
2	Institutions and Intake	3	10	Entrance Examination	13
3	Categorization of Seats	3	11	Centralized Allotment Process(CAP) & Online Submission of Options	14
4	Fee Structure	3	12	Admissions	19
5	Eligibility for Admission	3	13	Preventive measures against Ragging	20
6	Reservation of Seats	4	14	No Liquidated Damages	20
7	Claim for Reservation	6	15	Other Items	21
8	How and When to Apply	9			

No.	Annexure	Page No.	No.	Annexure	Page No.
I	List of college that participated in CAP 2019-20	22-24	VIII	Proforma for Non-Creamy Layer Certificate for SEBC Candidates	33
II	List of Socially and Educationally Backward Classes(SEBC)	25-26	IX	Proforma for community Certificate for SC/ST Candidates	34
III	List of Scheduled Castes (SC)	27	X	Proforma for anti-ragging verdict for all candidates	35
IV	List of Scheduled Tribes (ST)	28	XI	Certificate to be produced by the applicants belonging to AAY and PHH category	36
V	List of Other Eligible Communities (OEC)	29	XII	Income and assets certificate to be produced by EWS	37
V(a)	List of communities eligible for education concession as is given to OEC	30	XIII	Guidelines for images to be uploaded	38
VI	Proforma for Income & Community Certificate for SEBC Candidates	31	XIV	Instructions for filling OMR Answer sheet	39-41
VII	Proforma for Inter-caste Marriage Certificate	32	XV	District Facilitation Centres	42

## PROSPECTUS FOR ADMISSION TO MCA COURSE 2020-21

### 1. INTRODUCTION

Master of Computer Applications (MCA) is a Programme of two years duration consisting of four semesters. This course is intended to train graduates in Computer Science Engineering ,Computer Applications OR Science,Commerce and Arts with Mathematics as one of the subjects at 10+2 level or Graduation level in development and use of software for different applications. The major thrust is on giving the students a sound background in computing, business functions and Mathematics relevant to Information Technology. The Prospectus for admission to M.C.A. Course 2020-21 is published herewith. The Prospectus issued in earlier years is not valid for 2020-21.

### 2. INSTITUTIONS AND INTAKE

During the current year, allotment for admission to MCA Course will be made to those institutions willing to participate in the Single Window System of Centralized Allotment Process (CAP) and having AICTE approval, NOC of Government and University affiliation for the academic year 2020-21. Allotment will also be made to new institutions/ additional seats sanctioned before the Centralized Allotment Process (CAP) and fulfilling the above requirements.

### 3. CATEGORISATION OF SEATS

The seats available are mainly categorized as Government, Management and Lapsed seats.

- (a) Government seats are those seats against which allotment will be made by the Director, LBS Centre for Science and Technology under the supervision of Director of Technical Education based on the rank list published by Director, LBS Centre for Science and Technology.
- (b) Management seats are those seats set apart in Aided/Self-financing institutions to be filled up by the Management concerned on the basis of the Supreme Court direction and Government Orders on this behalf.
- (c) Lapsed seats are those seats that may be filled up by the institution itself before the closing of admissions and when the Director, LBS Centre for Science and Technology intimates that he would not be allotting any more candidates after the scheduled allotment process against such seats.

### 4. FEE STRUCTURE

The fee structure in the above categories of seats will be announced before the allotment process and will be published in the website.

### 5. ELIGIBILITY FOR ADMISSION

#### (a) Nativity

The candidate must be an Indian Citizen. Certificate from a Village Officer or a competent authority showing that the candidate is a native of any State or Union Territory of India should be uploaded. True copies of the birth certificate issued by the competent authority/ passport/ school certificate-showing place of birth will also be accepted as proof

of nativity.

## (b) Academic Eligibility

Candidates should have passed BCA/Bachelor Degree in Computer Science Engineering or equivalent Degree.

OR

Passed B.Sc./B.Com/BA with Mathematics at 10 + 2 level or Mathematical Sciences(Mathematics, Computer Science, Statistics, Operations Research) at Graduation level (With additional bridge courses as per the norms of the concerned University). Since it is not practicable to conduct bridge course for this year, these students will have to acquire proficiency through an “Online MOOC Course” [Massive Open Online Course] as per the norms of Kerala Technological University.

Candidates should have obtained at least 50 % marks in the Degree examination. It is 45 % in the case of candidates belonging to reserved category. *No rounding off of percentage of marks to the nearest higher integer is permitted.*

**Note:** (1) Candidate seeking admission to the course should be qualified from any of the universities in Kerala or any other Universities, recognized by any of the Universities in Kerala.

(2) Final Year regular Bachelor’s Degree students are also permitted to appear for the Entrance Examination subject to the condition that the original degree certificate and mark lists of all parts of the qualifying examination shall be produced by the candidate at the time of admission. Inclusion in the ranklist is provisional and subject to the academic eligibility conditions referred in clause 5(b).

## 6. RESERVATION OF SEATS

### (A) Reservation for Differently Abled (DA)

Five percent of the seats available to the State for allotment from the State rank lists are reserved for candidates with disabilities, for all courses in Govt./Aided Colleges as stipulated in Section 39, Chapter VI of the Persons With Disabilities Act 1995. As per Clause 2 (t), Chapter I of the Act, ‘Person with Disability’ means a person suffering from not less than 40% of any disability as certified by a medical authority. Generally, candidates who have a minimum of 40% disability alone will be eligible to apply for this quota. A disability certificate from the District Medical Board obtained within 12 months prior to the date of submission of the application has to be uploaded while submitting application online. Such candidates are also required to upload a certificate obtained from a Medical Officer not below the rank of Assistant Surgeon to the effect that the candidate is fit enough to undergo the M.C.A. Course.

### (B) Mandatory Reservation

Leaving the seats set apart under items (A) above, the remaining seats will be distributed as per the mandatory reservation principle as contemplated in G.O. (P) 208/66/Edn. dated 2.5.1966, G.O.(MS) No. 95/08/SCSTDD dated 06/10/2008, G.O (MS) No. 10/2014/BCDD dated 23/05/2014 and as modified from time to time.

a) For Govt. and Govt. Aided Institutions/Self Financing Institutions:

Sl.No	Category	Percentage
(i)	<b>State Merit (SM)</b>	<b>50%</b>
(ii)	<b>Forward Community Members belonging to EWS category (As per G.O(P)No.1/2020.H.Edn.dated. 03.01.2020)</b>	<b>10%</b>
(iii)	<b>Socially and Educationally Backward Classes (SEBC)</b>	<b>30%</b>
a)	Ezhava (EZ)	9%
b)	Muslim (MU)	8%
c)	Other Backward Hindu (BH)	3%
d)	Latin Catholic and Anglo Indian(LC)	3%
e)	Dheevara and related communities (DV)	2%
f)	Viswakarma and related communities (VK)	2%
g)	Kusavan and related communities (KN)	1%
h)	Other Backward Christian (BX)	1%
i)	Kudumbi (KU)	1%
(iv)	<b>Scheduled Castes and Scheduled Tribes</b>	<b>10%</b>
a)	Scheduled Caste (SC)	8%
b)	Scheduled Tribe (ST)	2%

b) **For Self Financing Institutions with minority status (if any):**

Sl.No	Category	Percentage
(A)	<b>State Merit</b>	<b>60%</b>
(B)	<b>Socially and Educationally Backward Classes</b>	<b>30%</b>
a.	Ezhava (EZ)	9%
b.	Muslim (MU)	8%
c.	Other Backward Hindu (BH)	3%
d.	Latin Catholic & Anglo Indian (LA)	3%
e.	Dheevara and Related communites (DV)	2%
f.	Viswakarma and related communities (VK)	2%
g.	Kusavan and related communites (KN)	1%
h.	Other Backward Christian (BX)	1%
i.	Kudumbi (KU)	1%
(C)	<b>Scheduled Castes &amp; Scheduled Tribes</b>	<b>10%</b>
a.	Scheduled Casts (SC)	8%
b.	Scheduled Tribes (ST)	2%

- Note:**
- The seats unavailed by the SC candidates will go to the ST candidates and vice versa in the final allotment for all colleges.
  - The seats unavailed by the SC/ST candidates will be filled from OEC category. Seats unavailed by OEC candidates will be allotted to state merit candidates in the final allotment for all colleges.
  - The seats unavailed by SEBC candidates will be allotted to State Merit candidates in the final allotment for all colleges.

- iv. The seats unavailed in any reservation quota will go to General Merit for all colleges.
- v. As per the G.O (P) No.1/2020/P& ARD dated 03.01.2020, Government have decided to implement reservation for **Economically Weaker Sections in general category (EWS)** to all Higher educational institutions other than minority institutions, where reservation to other backward classes are provided. The candidates should upload necessary certificates from concerned Village officer (Annexure XI/Annexure XII) to be considered under this category. The seats are reserved in all institutions other than minority institutions, where reservation to Other Backward Classes are provided and the seats unavailed by them will be allotted to State Merit candidates.

## 7. CLAIM FOR RESERVATIONS

**(A) State Merit:** The seats under the State merit will be filled purely on the basis of merit (State wide).

**(B) Claim for Communal Reservation under Socially and Educationally Backward Classes (SEBC).**

Note: (a) Reservation to the Socially and Educationally Backward Classes will be in accordance with the provisions contained in G.O.(P)208/66/Edn.dated 2.5.1966, G.O(MS) No.95/08/SCSTDD dated 06.10.2008 and as amended from time to time and will be in accordance with the Orders of the Hon'ble Supreme Court of India/ Hon'ble High Court of Kerala or Orders of the Government of Kerala/ Government of India.

(b) Candidates belonging to Socially and Educationally Backward Classes (SEBC) should upload a certificate to the extent that the candidate belongs to the community which is designated as a Socially and Educationally Backward Class and does not belong to the category of Creamy Layer , in the proforma given as Annexure VIII of GO (P) No. 112015/BCDD, dated: 01.01.2015 (Annexure VIII of this prospectus).. The names of castes and communities under SEBC are given in Annexure II of the Prospectus. Only the claims of the candidates of those communities that are included in the list as incorporated in the respective Annexure II of the Prospectus 2020 will be considered. Claims by candidates belonging to other communities, which are not included in the Annexure II, will be rejected even if certificates from the Concerned Revenue Officers have been uploaded while submitting the application.

(c) The guidelines and criteria to be adopted for excluding from the Creamy Layer among SEBCs for the purpose of reservation of seats in Admission to M.C.A Course-2020 shall be as given in the Annexure II of G.O(P)No. 1/2015/BCDD, dated 01.01.2015. Candidates belonging to Ezhava, Muslim, Other Backward Hindus, Latin Catholic & Anglo Indians, Dheevera and related communities, Viswakarma and related communities, Kusavan and related communities, Other Backward Christians and Kudumbi communities, claiming reservation under SEBC Quota should invariably upload the Non-Creamy Layer Certificate from the authority concerned. The above certificate should be uploaded while submitting the application.

- (d) Children of Inter-caste married couple with either the father or mother belonging to a community included in SEBC list, or with father and mother belonging to different communities, both of which are included in the SEBC list, are eligible for reservation under SEBC. Such candidates should upload Non-Creamy Layer Certificate from the authority concerned. The claim made in the application will be final and cannot be changed subsequently.
- (e) However, all candidates desirous of being considered for any fee concession/ scholarship/ any other benefits, based on annual family income should upload Income Certificate from concerned Village Officer, while submitting the application.
- (f) Candidates who are children of Inter-caste married couple, of which one is SC/ST who will be eligible for educational and monetary benefits admissible to SC/ST as per Section 2 (ii) of GO (MS) No.25/2005/SCSTDD dated 20-06-2005 & G.O (Rt) No.240/09/H.Edn dt.25.03.2009, if eligible for reservation under SEBC, will be granted the same, based on the community shown in the inter-caste marriage certificate (Annexure VII) issued by Revenue officials and uploaded while submitting the application.

**(C) Claim for Reservation under Scheduled Castes/Scheduled Tribes Quota**

- (i) Scheduled Caste/Scheduled Tribe candidates should obtain the caste/ community certificate from the Tahsildar in the prescribed format (Annexure IX ) which should be uploaded while submitting application (See Annexure III & IV for the list of SC/ST communities). SC/ST community status of children of parents contracted inter-caste marriage will be subject to the orders/clarification issued in G.O(MS) No.25/2005/ SCSTDD dated 20- 06-2005 and the judgment dated 10-08-2005 of the Full Bench of the Hon'ble High Court of Kerala in WP 2483/2005 and connected cases and G.O(Ms) No.109/2008/SCSTDD dated 20.11.2008.
- (ii) As per G.O.(MS)No.109/2008/SCSTDD, dated 20.11.2008, the children born of inter- caste married couple of which one of the parents is SC/ST can claim the status of SC/ST on proof of the conditions of acceptance, customary traits and tenets under which such children are brought up.
- (iii) The competent authority issuing SC/ST community certificate to children born of inter-caste married couple, of which one of the parents is SC/ST, should ensure that the claimant is subjected to same social disabilities and following the same customs and traditions and the community has accepted that person to its fold as such. The authority to issue caste certificate should also ensure that
  - (a) Each case shall be examined individually in the light of the existing facts and circumstances.
  - (b) The claimant has suffered disabilities - socially, economically and educationally.
  - (c) The society has accepted the claimant to their original fold as one among them and is living in the same social tenet.
- (iv) The Christian converts who have subsequently embraced Hinduism should upload caste/community certificate certificate in the prescribed format while

submitting the application. The following certificate should also be got recorded by the revenue official below the certificate “The certificate is issued after observing the guidelines issued in Government Circular No.18421/E2/SC/ST/DD dated 15.12.1987.”

- (v) The applications for the reserved seats of Scheduled Castes/Scheduled Tribes candidates which do not contain SC/ST Certificate (Community Certificate) from the Tahsildar in the prescribed format will not be considered on any account for claiming community reservation against the seat reserved for SC/ST candidates (vide G.O.(MS) 31/90/SC/ST/DD dated 25.05.1990).

***The community certificate should clearly specify that the candidate himself/herself (not the father or mother) belongs to the Scheduled Castes/Scheduled Tribes. The community certificate as per G.O.(MS) No.136/07/RD, dated 27.04.2007 will be accepted.***

The candidates who are reconverted to Hinduism from Christianity, of Scheduled Caste origin, should upload community certificate from the Tahsildar concerned along with a copy of Gazette Notification regarding re-conversion.

- (vi) The SC/ST claims in respect of those who have migrated from one State to another will be subject to the provisions of G.O (MS) No.10/86/SC/ST/DD dated 12.2.1986. Only the children of those who had migrated to this State before the promulgation of the Constitution (Scheduled Castes) Order 1950 and the Constitution (Scheduled Tribes) Order 1950 and ordinarily reside in this State can claim SC/ST benefits from the State of Kerala. They must be able to prove this, if required.

- (vii) **Claim of OEC candidates against the unavailed seats of SC/ST candidates:** Other Eligible Community (OEC) candidates are eligible for the unavailed seats, if any, under SC/ST quota, as per GO(P) No. 135/87/H.Edn, dated 06.05.1987. They should specify their community status in the application. Such candidates should upload “Non-Creamy Layer Certificate” from the authority concerned in the proforma given in Annexure VIII. Relaxation in marks in the qualifying examination as in the case of SEBC candidates will be applicable to OEC candidates (As per GO(P) No.53/2000/SCSTDD dated 03.07.2000 ). The list of Other Eligible Communities is given in Annexure V of the Prospectus.

**WARNING:**

- 1.Those who produce false SC/ST Certificate for claiming reservation under SC/ST quota shall be liable for the penalties stipulated in Section 15 of the Act referred to in Clause (C) above. Candidates and their parents who make such applications are warned that in addition to prosecution they will have to suffer the following consequences, in case the SC/ST certificate produced is found to be false and the candidate does not belong to any SC/ST communities, under Section 16 of the Act "Benefits secured on the basis of false community certificates will be withdrawn:"
2. Whoever not being a person belonging to any of the Scheduled Castes or Scheduled Tribes secures admission in any educational institution against a seat reserved for such castes or tribes or secures any appointment in the Government, Government Undertakings, Local Authority or in any other Company or



Corporation owned or controlled by the Government or in any aided institution

against a post reserved for such castes or tribes or enjoys any other benefits intended exclusively for such castes or tribes by producing a false community certificate shall, on cancellation of the false community certificate, be removed by cancelling the irregular admission in the concerned educational institution, or as the case may be, removed from the said service forthwith and any benefit enjoyed by him as aforesaid shall be withdrawn forthwith.

3. Any amount paid to such person by the Government or any other agency by way of scholarship, grant, allowance, stipend or any other financial benefit shall be recovered as if it is arrears of public revenue due on land.
4. Any degree, diploma or any other educational qualifications acquired by such person after securing admission in any educational institution on the basis of a false community certificate shall also stand cancelled on cancellation of the community certificate obtained by him."

**(D) Claim of fee concession to OEC candidates :**

1. Candidates belonging to Other Eligible Communities are exempted from payment of fee at the time of allotment to professional Degree Courses under Government/Community quota as per G.O. (MS) No. 36/07/SCSTDD dated 03.07.2007. Those OEC candidates who have uploaded the Non-Creamy Layer Certificate for availing the applicable reservation will be granted the fee concession based on the Non-Creamy Layer Certificate. But those OEC candidates who do not come under Non-Creamy Layer Category should upload the Community Certificate obtained from the village officer to the online application for availing the fee concession.
2. **Claim for fee concession to the candidates belonging to communities listed in Annexure V (a):** Candidates belonging to the communities listed in Annexure V (a) whose annual family income is up to Rs.6 lakhs are exempted from payment of fee at the time of allotment to Professional Degree Courses under Government/Community Quota as per GO (MS) No. 10/2014/BCDD dated: 23.05.2014. They should upload Community and Income Certificates from the Village Officer in the prescribed format to the online application.

**(E) Claim for reservation of candidates belonging to general candidates, who are classified as members of EWS**

As per the G.O (P) No.1/2020/P& ARD dated 03.01.2020, Government have decided to implement reservation for **Economically Weaker Sections in general category (EWS)** to all Higher educational institutions other than minority institutions, where reservation to other backward classes are provided. The candidates should upload necessary certificates from concerned Village officer (Annexure XI/Annexure XII)

**8. HOW AND WHEN TO APPLY**

**8.1 Application for appearing in the Entrance Examination**

Candidates seeking admission to the course have to apply online through the website [www.lbscentre.kerala.gov.in](http://www.lbscentre.kerala.gov.in) of the Director of LBS Centre for Science and Technology. **Application Fee** for General and SEBC candidates is **Rs.1000/-** (Rupees Thousand Only). In the case of SC/ST candidates and those eligible for SC/ST benefits as per G.O. (MS) No.25/05/SCSTDD dated 22.06.2005, the application fee is **Rs.500/-** (Rupees Five Hundred Only). Application fee can be remitted at any one of the branches of the Scheduled Bank (to be notified) in

Kerala.

Candidates referred to in Clause 7(d)(f), who are children of Inter-Caste married couple of which one is SC/ST who will be eligible for educational and monetary benefits admissible to SC/ST as per Clause 2 (ii) of GO (MS) No.25/2005/SCSTDD dated 20.6.2005, should remit the fee meant for SC/ST and should upload an inter-caste marriage Certificate from the Revenue officials.

## 8.2 Remittance of Application Fee and Submission of Application Form

Application fee can be remitted by all applicants at any one of the notified branches of a Scheduled Bank in Kerala, either online or using the challan generated during the process of submission of application.

The application fee once remitted will not be refunded under any circumstances.

### 8.2.1. Availability of Prospectus

Prospectus and all annexures can be downloaded from [www.lbscentre.kerala.gov.in](http://www.lbscentre.kerala.gov.in) However, it will not be available by post or from the Office of the Director of Technical Education, LBS Centres or from any other office.

### 8.2.2 Submission of Application Form

Candidate has to visit the website [www.lbscentre.kerala.gov.in](http://www.lbscentre.kerala.gov.in) and click the link **Various Allotments** . In the page thus obtained click on the link **Admission to MCA Course 2020-21**

#### Step 1: Registration

Candidate should click the button “NEW CANDIDATE”. The personal details of the candidates have to be filled in the page thus obtained. All the basic information, required in the application are to be filled in at this step. Before filling the details, read the Prospectus carefully. The data provided here will be used for processing the application. Any mistake in filling this sheet or providing false/incomplete/wrong information will affect the candidates eligibility for admission or claim for reservation under any category. It is obligatory that the candidate should fill all the items in the registration stage. If the data is filled completely, after confirming that all the information given are correct and true, click the **Save and Continue** button to complete the registration process.

#### Step 2: Fee payment

At this step, the candidate has to make the payment of application fee by way of Online Payment or by way of challan.

Select the Mode of Payment

##### A. Online Payment

The fee may be paid by credit card/debit card/Internet Banking. On successful payment of fee, a Payment Confirmation page will appear displaying the message ‘Transaction Successful’. This page will display the Application number, Transaction Id, Challan number, Date and Amount. **Candidate should note this application number and challan number which will be required for future LOGIN OF FEE REMITTED CANDIDATES** . If the payment is unsuccessful, the message ‘Transaction Unsuccessful’

will be displayed. Due to communication failure, if the outcome of the payment attempt is not displayed, the Bank may be contacted to ensure whether the attempt was

successful or not. If not, the transaction was unsuccessful and the payment needs to be made again and ensure that it's successful. If the amount was debited from the account of the candidate for an unsuccessful transaction, the debited amount will be reverted to that account within 5-7 working days. After successful payment the candidate can resume filling of application.

## **B. Challan Payment**

When mode of payment by challan is selected , a three part challan form (Candidate copy, office copy and Bank Copy) will appear on the screen. Candidate has to take a print out of the challan, produce the same in the bank and remit the requisite application fee at any branch of the designated bank (which will be notified later). The Challan will contain the system generated application number which the candidate should note for future login purpose.

After the remittance of fee in the bank, he /she will get back the candidate copy of the challan from the bank. The candidate copy of the challan is to be retained by the candidate.

A candidate who remitted the fee by way of challan can continue with step 3 on the next day or within the prescribed time limit for completion of the online application submission process. The candidate has to click the button LOGIN (FEE REMITTED CANDIDATE) . In the page thus obtained he/she has to enter the Application Number, Date of remittance, Branch and challan number regarding the fee remittance if logging in for the first time . Now facility will be provided for creating password. Also a Registration Id will be provided to the candidate. **Candidate should note this Registration Id and password which are required for future login. The Candidate should keep them confidential .**

### **Step 3: Application Entry and uploading of Photograph/Signature/Certificates/Documents**

The candidate should fill all the remaining items in the application entry stage.

A recent passport size photograph of the candidate and Signature of the candidate, all in jpeg format of given specifications are to be uploaded (Refer Annexure XI for guidelines). In addition all the certificates and documents in support of the various claims made in the application should be uploaded. Nativity proof as stipulated in clause 5(a) and proof for date of birth are mandatory. When a candidate selects an option in the application, the button to upload the corresponding certificate/document, if any, required, will be activated against that option. The candidate will have to upload the same there itself, without which, the candidate will not be able to proceed.

### **Step 4: Final Confirmation and Print Application**

After completing step 4, the candidate can "Preview" the application before confirmation and submission. After Preview the candidate has to accept the declaration and make final submission. The facility to accept the declaration (Tick box) will be enabled only if all the mandatory fields are filled and uploading of supporting documents and images are completed. Candidate should then take a printout of the Application Form page from the online application for future references.

The candidate will get an acknowledgement following the Final Confirmation. Candidate can take a printout of this acknowledgement or make a note of the acknowledgement number for future reference.

***Applications of candidates who have not made final confirmation will be considered incomplete and will not be considered.***

Applications should be complete in all respects. A candidate will be considered eligible for positioning in the Ranklist, only if he/she has uploaded the relevant certificates prescribed in the Prospectus, in proof of eligibility, or in support of any claim for reservation, under any category. Candidates are directed to keep a copy of the printout of Application Form page of the online application for future reference. **Do not send the printout of the page and supporting documents to the Office of Director, LBS Centre by post /e-mail/ in person.** Candidates are liable to produce all the original documents at the time of admission at the concerned allotted institution.

**Candidates are requested to keep the Password and Registration ID strictly confidential to protect their interest. Do not send the printout of the page and supporting documents to the Office of Director, LBS Centre by post /e-mail/ in person.**

#### **9. CERTIFICATES/ DOCUMENTS TO BE UPLOADED ALONG WITH THE APPLICATION**

1. Scanned copy of the S.S.L.C book or any other relevant record to prove date of birth.
2. Scanned copy of the degree certificate & mark lists of the qualifying examination (if passed).
3. Scanned copy of Equivalence/Eligibility Certificate for candidates who have passed from universities outside Kerala
4. Any one of the certificates as per clause 5(a) to prove nativity.
5. Scanned Copy of Non Creamy Layer Certificate for SEBC / OEC if applicable
6. Scanned Copy Community Certificate in support of SC/ST claim
7. Scanned Copy Inter-Caste marriage certificate in the prescribed format, if applicable
8. Scanned copy of Certificate from the Medical Board for Persons with Disabilities.
9. Scanned copy of the certificate from a Medical Officer not below the rank of Assistant Surgeon to the effect that the candidate is fit enough to undergo the M.C.A. Course (only for candidate claiming PD reservation seat)
10. Scanned copy of Income & Community Certificates in the prescribed format if applicable
11. Scanned copy of EWS Certificate issued by Village officer (Applicable to general community candidates, claiming EWS reservation).
12. Any other documents mentioned in the Notification of the Director, LBS Centre for Science and Technology.

***WARNING: Incomplete applications with defective or incomplete certificates will be rejected. No opportunity will be given to incorporate any details/certificates after submission of the online application.***

## 10. ENTRANCE EXAMINATION

Entrance examination will be conducted by the Director, LBS Centre for Science and Technology for the selection of candidates for admission to MCA Course. All candidates who are eligible for admission and whose application have been accepted will be allowed to appear for the Entrance Examination. The Entrance Examination will be of **two hours** duration and will be conducted at selected venues in **Thiruvananthapuram, Ernakulam and Kozhikode**. This may change depending upon the number of candidates. Admit cards for Entrance Examination will have to be downloaded by the candidate from their homepage at the website [www.lbscentre.kerala.gov.in](http://www.lbscentre.kerala.gov.in) during the time period notified. Admit cards will not be sent by post to the candidates.

- a) The questions for the Entrance Examination will cover the subjects of Mathematics, Statistics, General Knowledge, Quantitative Aptitude and Logical Ability, General English and Computer Science at Graduate level. The scheme of examination is as follows:

Sl.No.	Subject	Number of questions
1	Mathematics (10,+2 Level 50% and Degree Level 50% )	50
2	Statistics (Degree subsidiary Level )	10
3	Computer Science (Basic 10, Degree Level 10)	20
4	Quantitative aptitude	10
5	Logical ability	10
6	English	10
7	General Knowledge	10
	Total	120

- b) Answer sheets (OMR Answer sheets) will be given to mark the answers. All entries in the OMR Answer sheet including the filling of bubbles should be done by using ball point pen (blue or black ink) only (Refer Annexure XIV).
- c) All questions will be of objective type and will be given in the form of a Question Booklet. Each answer with correct response shall be awarded three marks. More than one answer indicated against a question will be deemed as incorrect response .No marks will be deducted for incorrect response and zero marks for the questions not answered.
- d) The Question Booklets can be taken by the candidates at the end of the Examination.
- e) In the case of tie in the total marks in the Entrance Examination, the candidates scoring higher marks in the section 'Computer Science' in the Entrance Examination will be placed higher in rank. If the tie still exists, the candidate

having higher marks in the section " Mathematics" in the Entrance Examination will be given preference. If the tie still persists, the candidate having higher marks in the section " Logical Ability" in the Entrance Examination will be given preference

- f) If any candidate has any complaint regarding the answer keys, the same should be submitted to the Director, LBS Centre for Science and Technology, by e-mail to the E-mail ID [ddcc.lbs@kerala.gov.in](mailto:ddcc.lbs@kerala.gov.in) within 3 working days from the date of publication of answer keys in the website [www.lbscentre.kerala.gov.in](http://www.lbscentre.kerala.gov.in) . Complaints received after the stipulated date will not be considered under any circumstances.
- g) **Publication of Results-** The rank list for admission to the course will be published on the basis of the total marks secured by the candidates above the fixed cut off marks of 5% for the Entrance Examination.

***Warning:*** - Any malpractice or attempt to commit any kind of malpractice in the examination will result in the summary disqualification of the candidate.

## 11. CENTRALISED ALLOTMENT PROCESS (CAP) AND ONLINE SUBMISSION OF OPTIONS

The Allotment Process will be done through a Single Window System (SWS) of Allotment to give allotments to the various Government/ Aided/ Private Self Financing Colleges/ Self Financing Colleges under Govt. Control based on the options submitted online by the candidates who have been included in the rank list for admission to the MCA Course 2020-21, Kerala. It is a simple and transparent process of allotment to the courses and it gives the candidate opportunity to exercise his/her options for colleges of his/her choice conveniently in the order of his/her preference considering all those available to be chosen from. The allotments will be strictly based on the options exercised, the rank obtained and eligible reservations of the candidate. Candidates should register options only to those colleges, which they are sure to join on allotment. If the candidate fails to remit fee/join the college, he/she will not be eligible for any further allotment to the course.

- 11.1(a) The Single Window System of Admissions for the MCA Course 2020-21 will be done by the Director, LBS Centre for Science and Technology.
- (b) Seats in the Government/ Aided/ Private Self Financing Colleges/ Self Financing Colleges under Govt. Control to be allotted by the Director, LBS Centre for Science and Technology will be included in the SWS and will be done as per the provisions of allotment.
- (c) Candidate to register options: Options can be registered only through the website, [www.lbscentre.kerala.gov.in](http://www.lbscentre.kerala.gov.in) Candidates included in the MCA Course 2020-21 rank list will have to register their options in the 'Home Page' of the candidate through the website within the stipulated period of time. Candidates can access this website and follow the instructions given therein to register their options for colleges. *Options submitted to the Director, LBS Centre for Science and Technology by Fax, Post, Hand Delivery etc., will not be processed or considered on any account for allotment of seats.*

d) Time schedule for registering options: The facility for registering of options will be available only during the period specified in the notifications to be issued by the Director, LBS Centre for Science and Technology. Wide publicity will be given through electronic and print media regarding the schedule and related matters. The facility will be withdrawn once the time period is over *and candidates* will not have access to this facility after this time period. *A candidate, not registering his/her options as per the time schedule announced, will not be considered for allotments under any of the seats available then, irrespective of his/her rank.* No extension of time will be granted under any circumstances for registering options.

(e) Eligibility for registering options: Only those candidates included in the Rank List published by the Director, LBS Centre for Science and Technology for MCA Course 2020-21 based on the Entrance Examination are eligible to register their options online. Moreover, the candidates registering their options should satisfy all the eligibility conditions with regard to Nativity (Clause 5(a)), Academic qualifications (Clause 5(b)) etc., of the Prospectus for admission to MCA Course 2020-21. Academic eligibility should be satisfied on the date of admission to the Course.

***Principal/Head of the Institution will be personally responsible for verification of eligibility conditions as prescribed in the Prospectus, when the candidate reports for admission. Only those candidates who are found to be qualified as prescribed shall be admitted to the college/institution, irrespective of the fact that he/she has an allotment through the SWS.***

(f) Essentials for registering options: Candidates should have particulars such as **Application Number** and **Password** which he/she has created.

(g) Procedure for Registering Options: Any candidate, who wishes to register his/her options, should have the **Application Number** and **Password**, readily available with him/her. The candidate must also have access to internet facility. The candidate should follow the procedure given below for registering options:

(i) Accessing the website: The candidate can access the website, [www.lbscentre.kerala.gov.in](http://www.lbscentre.kerala.gov.in) from any computer having internet facility. The platform can be Windows-based or Linux-based and any browser will be sufficient.

(ii) Logging on to the Candidate's Home page: The candidate can log on to his/her home page by entering the credentials (i.e., Application number and Password) correctly.

If the system finds that the one who has requested for 'login' is the genuine candidate, the candidate will be directed to his/her 'Home Page'. If any discrepancy is observed by the system on these credentials, the candidate will not be permitted to proceed further.

(iii) Colleges available for registering options: The list of Colleges for allotments through the SWS will be available in the Home page of the candidate. The 'Option Registration' link when clicked will show all the Government/ Aided/ Private Self Financing Colleges/ Self Financing Colleges under Govt. Control, Total Seats and Course fee applicable to the candidate.

(iv) How to register options in his/her Home Page: By entering the option number for a college, the candidate can type his/her preference numbers for the colleges displayed. Here all the eligible options of the candidate will be displayed and the candidate is expected to enter his/her preference number for a particular college.

- (v) Registering of the Options and saving/revising the Options registered: All eligible options of the candidate will be displayed. The candidate may follow the directions given therein to register the options. The data entered may be saved regularly by clicking the 'Save' button, so that the data already entered is not lost due to unexpected reasons. The candidate should enter only those options in which he/she is interested. Candidates should also note that he/she will be considered for allotment only to those colleges opted by him/her. So, a candidate who has not opted for a college will not be considered for allotment to that college. The registered options will be displayed in the order of preference number under the title "Selected College Preference List". The registered options can be cancelled by entering the number '0' against that particular option to be cancelled and by clicking the 'Update' button. All options registered by the candidate will be processed. If a candidate gets allotted to a particular seat, based on his/her option, he/she is bound to accept it, failing which, he/she will lose that allotment as well as his/her claims for any seat in any college. Such candidates will not be eligible for any further allotment in any college.
- (vi) Viewing and Printing of the Option List based on the options registered: Once the candidate completes the option entry, he/she can view his/her options by clicking on the link provided. **An option list will be generated and the candidate can take a printout of the same and keep it for future reference.** If the candidate wants to change his/her options already registered, he/she may revise the options as desired and ensure that the option list has come as per his/her preference.
- (vii) Logging off from the Home page: Once the candidate is satisfied with the options registered, he/she should 'Log off' the system by clicking on "logout" link. The process of 'Registration of Options' is complete when the candidate logs off. This action is compulsory for preventing the misuse of his/her Home Page by others.
- (viii) Rearranging option priority: A candidate may change his/her option priority any number of times within the time schedule permitted. The priority of options registered at the time of closing of the facility for registering options alone will be considered for processing.

**11.2 Processing of Options and Allotment**: After the period earmarked for registering options, they will be processed and the allotment for all colleges will be published on the website, "www.lbscentre.kerala.gov.in", on the date notified by the Director, LBS Centre for Science and Technology. The allotment memo, the printout of which can be taken from the website, will show the college to which the candidate is allotted and the fee to be remitted. The schedule of allotment will be notified separately.

**11.3 Remittance of Fee**: Those who have obtained an allotment should take the print of the allotment memo from the LBS Centre web site (www.lbscentre.kerala.gov.in) and remit Rs.10,000/- (part of the tuition fee) either through online or by direct payment at the prescribed bank. After the candidate remits the fee, a fee receipt will be generated online by the system or issued by bank in the case of direct payment. The receipt is to be produced at the college at the time of admission. Those candidates who do not remit the fee on or before the date prescribed for the same will lose their allotment as well as the eligibility for further allotments. Candidates who have not received any allotment in the first allotment and who have received an allotment in any



subsequent allotment will have to remit the prescribed fee as above for the course allotted.

**11.4 Admission to the Course:** Candidates allotted to courses, and who have remitted the fees as prescribed, should take admission in the allotted college as per the schedule published by the Director, LBS Centre for Science and Technology. Candidates who do not take admission will lose their allotment as well as their further claims in the Central Allotment Process (CAP).

**11.5 Cancellation of options/alteration of priority of options after each allotment:**

- a. Candidates who remit the fees as per each allotment within the prescribed time limit will have the facility to cancel/alter the priority of their higher order options in the list of options registered by them before the next allotment. This facility will be activated in the 'Home Page' of the candidates on the dates notified.
- b. After each allotment, the options below the 'allotted one' of the candidate will automatically be removed from the option list of the candidate. For example, if a candidate had registered 10 options in all, and if he/she is allotted his/her 8th option, options 9 and 10 will be removed from the option list. Since the 8th option is the allotted one, it will not be seen in the option list. Options from 1 to 7 only will remain valid and will be considered for future allotments.
- c. If a candidate is satisfied with an allotment and does not want to be considered against his remaining options, he/she will have the facility to cancel all the remaining options or specific options among the remaining options as per his/her desire. The candidate will also have the facility to alter the priority of the remaining options. But the candidate will not be permitted to register any fresh option to the existing ones.
- d. The facility for cancellation/deletion/alteration will be available as notified, after which the facility will be withdrawn. A candidate retaining all or any of the options after each allotment is bound to accept the next allotment, if any, given to him/her. If the candidate fails to accept the allotment, he/she will lose all the allotments/admission and will not be considered for any further allotments in the Central Allotment Process(CAP).

**11.6 Further Allotments:** Details regarding further allotments will be notified by the Director, LBS Centre for Science and Technology.

**11.7 Post Allotment Activities:**

- (a) **Reporting at the College:** Candidates who get allotment will have to report to the Principal/Head of the Institution concerned for admission on the dates notified with the required documents.

<p>The candidate is specifically instructed NOT to inform his/her PASSWORD to the institutions concerned.</p>
---

### DOCUMENTS (IN ORIGINAL) TO BE PRODUCED AT THE TIME OF ADMISSION

- a) Admit Card of the Entrance Examination.
- b) Allotment Memo.
- c) SSLC or any relevant school records to prove date of birth.
- d) Originals of Degree Certificate and Mark list of all parts of the qualifying exam.
- e) Originals of Certificates, the copies of which are enclosed with the print out of application form.
- f) Transfer certificate and conduct certificate from the institution where the candidate studied last.
- g) Two copies of passport size photograph of the candidate.
- h) Candidates who passed their qualifying examination from Universities/Boards outside the State shall produce "Eligibility Certificate / Equivalency Certificate" from any of the Universities in Kerala.
- i) Applicant who is employed or a trainee in Government service, Scheduled Bank etc. should produce, at the time of interview, a relieving order and a certificate of good conduct from the Head of the office where the applicant is employed.
- j) The student who qualifies from other universities should produce migration certificate at the time of admission.

Note: All certificates as listed above must be produced for verification at the time of admission. Candidates will not be given any chance to produce the original documents/certificates asked for, on a subsequent occasion.

- (b) **Verification of Documents:** The Principal/Head of the College or Institution shall be personally responsible for verification and satisfaction of the correctness of the records produced by the candidate at the time of seeking admission in the college/institution. The Universities concerned shall also verify the records produced by the candidates securing admission in the colleges/institutions coming under them by deputing special teams and submit report to Government within 10 days from the last date fixed for final allotment of seats.
- (c) **Failure to Report for Admission:** Candidates who do not pay the tuition fee or do not take admission on the prescribed date will lose their allotment. They will not be considered for any further allotments in the Central Allotment Process(CAP).
- (d) **Cancellation of Higher Options after joining a College:** Candidates who join the college on the dates specified can cancel their remaining options fully or partially or change the priority of their remaining options before the dates prescribed. A candidate not interested in any further allotments, must cancel all the remaining options before the specified date failing which, the options will remain live and will be considered for further allotments. In this case the candidate will be bound to accept allotment in the higher options.
- (e) **Admission/Allotment of seats is governed by a statewide principle of selection.** Accordingly, the total seats available in all the Institutions will be distributed statewide for the different categories by applying mandatory reservation principle as mentioned in Clause 6 (B). While doing selection as per the statewide break up of seats, an institution wise break up of seats for the various categories following the principle of reservation, will also be maintained for the allotment of seats for the course in each college.

- (f) **Selection / Allotment of College:** Selection/Allotment of a candidate to any college will be based on the rank of the candidate and the availability of seats, at that point of time when the candidate files option. The procedure adopted for admission will be as per the selection principle approved in G.O. (MS) No.122/98/HEdn dated 7-10-1998. According to the G.O., “candidates of the reserved category who will otherwise come in the open merit list will be allotted to the college of his choice provided he would have been eligible for allotment to that college if he was treated as candidate coming under reservation quota. While a reserved category candidate entitled to admission on the basis of his merit will have the option of taking admission to the colleges where a specified number of seats have been kept reserved for reserved category, when computing the percentage of reservation he will be deemed to have been admitted as an open category candidate and not as a reserved category candidate”.
- i. The allotment to colleges will be as per the break-up of seats for the course in each college. But on applying the principle of selection mentioned above, the break-up of seats for allotment in certain colleges are likely to change.
  - ii. Allotment of Government seats in all Self financing Colleges will be done college/institution wise in accordance with the reservation policy of the Government.
  - iii. Allotment memo will be issued to the selected candidates in the Centralised Allotment Process. It is obligatory for the candidates to report to the College to which he/she is selected. Candidates should report for admission to the college with their parents/guardians. No extension of time for reporting to the college will be granted under any circumstances. Failure to appear before the Principal concerned for joining the course on the notified date and time will result in the forfeiture of his/her admission to the course and he/she will not be considered for any vacancies arising in future.
  - iv. Vacancies arising after the first round of allotment of seats will be filled up according to the rank and options submitted by the candidates and observing the reservation rules on the basis of the priority given in the option form. There will be no mutual transfer between the candidates from one college to another.
- (g) If a candidate who got admission in any Allotment of any phase under CAP conducted by the Director, LBS Centre for Science and Technology, discontinues the course by taking TC to join another college or course which is not the part of CAP or for any other reasons not related to CAP, such candidate will not be considered for further allotment Process in the CAP.
- (h) No allotment of seats to the 1st year of the Course will be made after the last date of closing of admission even if vacancy / vacancies arise thereafter.
- (i) Weeding out Rule: The records of the MCA Entrance Examinations will be preserved upto 31st December of the year of conduct of Entrance Examination.

## 12. ADMISSIONS

Admission to the college will be made by the Principals of the Colleges after

Allotment, after the conduct of the personal interview with the candidates and their parents/ guardians. The candidates who do not participate in this personal interview will not be eligible for admission.

### **13. PREVENTIVE MEASURES AGAINST RAGGING:**

According to the Kerala Prohibition of Ragging Act, 1998, 'ragging' means doing of any act by disorderly conduct to a student of an educational institution, which causes or is likely to cause physical or psychological harm or raising apprehension or shame or embarrassment to that student and includes teasing or abusing or playing practical jokes or causing hurt to such students or asking a student to do any act or to perform something which such student will not in the ordinary course be willing to do.

All institutions will have to abide by the directives of the Honourable Supreme Court of India, Dated May 16, 2007 in SLP No. (S) 24295 of 2006 University of Kerala Vs Council, Principal's, Colleges, Kerala & Ors [with SLP (C) No.24296-99/2004 & W.P (Crl) No. 173/2006 & SLP (C) No.14356/2005] and the recommendations approved by the Honourable Supreme Court of India on effective prevention of ragging in educational institutions.

In case, the applicant for admission is found to have indulged in ragging in the past or if it is noticed later that he/she has indulged in ragging, admission may be refused or he/she shall be expelled from the educational institution. It shall be the collective responsibility of the authority of the institution to see to it that effective steps for preventing ragging are taken. Anti-ragging committees and anti-ragging squads will have to be formed to take effective measures against ragging and they should adhere to the stipulations and effectively monitor and comply with the directives.

Each of the student of the institution and his/her parents, or guardian are required to submit a combined undertaking at the time of registration/admission in prescribed format available in Annexure X which is mandatory for registration/admission.

### **14 . NO LIQUIDATED DAMAGES**

As per G.O.(Rt)No.77/2020/H.Edn dated 18.01.2020, the liquidated damages are fully exempted and stated that the clause of chapter 7.13 of AICTE approval process Hand Book 2020-21 stated as follows:

14.1 In the event of a student withdrawing before the start of the course, the entire fee collected from the student, after a deduction of the processing fee of not more than Rs.1000/- (Rupees One thousand only) shall be refunded by the Institution. It would not be permissible for institutions to retain the school/institution leaving Certificates in original.

14.2 In case, if a student leaves after joining the course and if the vacated seat is consequently filled by another student by the last date of admission, the institution must refund the fee collected after a deduction of processing fee of not more than Rs. 1000/- (Rupees One thousand only) and proportionate deductions of monthly fees and hostel rent, where applicable.

14.3 In case the vacated seat is not filled, the Institution should refund the Security Deposit and return the original documents.

14.4 The Institution should not demand fee for the subsequent years from the

students cancelling their admission at any point of time. Fee refund along with the return of certificates should be completed within 7 days.

14.5 Institutions not following guidelines issued by the Council regarding refund of fee for cancellation of admission or delaying refunds shall be liable to any one or more of the following punitive actions by the Council.

- Fine for non-compliance of refund rules of the fee levied against each case shall be five times the total fee collected per student.
- Suspension of approval for NRI and Supernumerary seats, if any, for one Academic Year.
- Reduction in “Approved Intake”
- No admission in one/more course(s) for one Academic Year/Withdrawal of approval for program(s)/courses(s)

## 15. OTHER ITEMS

- a) Director of Technical Education or Director, LBS Centre for Science and Technology will not entertain any request for change of the date of Entrance Examination or Centralised Allotment Process or enquiries with regard to the date of declaration of the results.
- b) The Allotment for admission to MCA course-2020 will be done by The Director, LBS Centre for Science and Technology under the supervision of DTE, Kerala.
- c) Candidate will not be permitted to take items such as Pencil, eraser, correction fluid, calculator, electronic gadgets, mobile phones etc, in to the examination hall. Any attempt of malpractice in the Examination will result in the disqualification of the candidate and will lead to debarring of the candidate for not less than two years. Barcode tampering will also be treated as an act of Malpractice.
- d) All disputes pertaining to the Examination, selection or admission shall fall within the jurisdiction of the Hon'ble High Court of Kerala.
- e) Any other items not specifically covered in this prospectus will be decided by the Director of Technical Education, Kerala/Director, LBS Centre for Science and Technology and their decision shall be final and he is also empowered to cancel any admission found to be illegal subsequent to the admission.

**Director of Technical Education**

**ANNEXURE I**  
**List of colleges that participated in the CAP 2019-20**  
**(Final list for 2020-21 will be published in the website later)**

Sl. No.	College Code	NAMES OF INSTITUTIONS	Type	Total Seats	Govt. seat	AFFILIATED UNIVERSITY
<b>Govt. Institutions</b>						
1	TVA	College of Engineering, Sreekaryam, Thiruvananthapuram. Ph: 0471-2515555	G	60	60	APJ Abdul Kalam Tech. University
2	TRA	Government College of Engineering, Thrissur – 680 009. Ph: 0487-2334590	G	30	30	APJ Abdul Kalam Tech. University
3	RIA	Rajiv Gandhi Institute of Technology, Kottayam – 686 501. Ph: 0487-2334590	G	60	60	APJ Abdul Kalam Tech. University
<b>Aided Institutions</b>						
4	TKA	TKM College of Engineering, Kollam.Ph:0474-2713126	A	40	34	Kerala University
5	MHA	Mar Athanasius College of Engineering, Kothamangalam-686 666. Ph: 0485-811363	A	30	Merit-26 Management-4	APJ Abdul Kalam Tech. University
<b>Self Financing institutions in Thiruvananthapuram District (Allotment is only for 50% of the Total Seats)</b>						
6	LMA	Lourdes Matha College of Science & Technology, Kuttichal, Trivandrum. Ph:0472-2851166	S	30	15	APJ Abdul Kalam Tech. University
7	MTA	Mohandas College of Engineering & Technology, Anad, Nedumangad,Trivandrum. Ph:0472–2814578	S	60	30	APJ Abdul Kalam Tech. University
8	HMA	CHMM College of Advance Studies Metca Land, Chavarcod, Palayamkunnu P.O, Varkala, Thiruvananthapuram ,Kerala Ph: 0470–	S	60	30	Kerala University
9	PAA	P.A.Aziz College of Engg. And Technology,Karakulam, Trivandrum	S	30	15	
<b>Self Financing institutions in Kollam District (Allotment is only for 50% of the Total Seats)</b>						
10	SIA	Sree Narayana Institute of Technology ,Vadakkavila. P.O, Kollam - 691 010. Ph: 0474-2723156	S	60	45	Kerala University
11	MMA	Marthoma Institute of Information Technology, Chadayamangalam ,Kollam, Kerala Ph: 0474 - 2476535	S	60	30	Kerala University
12	MIA	Mar Baselios Institute of Technology,Post Bag No. 3, Anchal P.O Kollam, Kerala – 691306. Ph: 0475-2279663	S	60	30	Kerala University

<b>Self Financing institutions in Pathanamthitta District (Allotment is only for 50% of the Total Seats)</b>						
13	KVA	K V V S Institute of Technology, Kattaparambil,(via) Enathu, Adoor – 691 526. Ph: 0473-4244050	S	60	30	Kerala University
14	MLA	Musalier College of Engineering & Technology, Kumpazha, Pathanamthitta. Ph:0468-2301702	S	60	30	APJ Abdul Kalam Tech. University
15	MAA	Mar Athanasios College for Advaced Studies, Thiruvalla, Pathanamthitta. Ph:0469-2730301	S	60	60	MG University
16	MZA	Mount Zion College of Engg.,Kadammanitta,Kozhencherry,Pathanamthitta	S	60	30	APJ Abdul Kalam Tech. University
<b>Self Financing institutions in Alappuzha District (Allotment is only for 50% of the Total Seats)</b>						
17	KEA	KVM College of Engineering and Information Technology, KVM Trust, PB No 30, Cherthala, Alappuzha Ph:0478-	S	60	30	APJ Abdul Kalam Tech. University
<b>Self Financing institutions in Kottayam District (Allotment is only for 50% of the Total Seats)</b>						
18	ACA	Amal Jyothi College of Engineering, Kottayam. Ph: 04828-305500	S	60	30	APJ Abdul Kalam Tech. University
19	KJA	Kristu Jyothi College of Management Technology, Chethipuzha, Kurisummodu.P.O., Chagnassery, Kottayam, Kerala 6861004 Ph: 0481-2720696	S	60	30	MG University
20	SJA	St. Joseph College of Engineering & Technology, Palai. Kottayam Ph: 04822-239301	S	60	30	APJ Abdul Kalam Tech. University
<b>Self Financing institutions in Idukki District (Allotment is only for 50% of the Total Seats)</b>						
21	MRA	Marian College, Kuttikkanam, Peerumade, Idukki Ph: 0486-9232354	S	60	30	MG University
22	SGA	Santhigiri College of Computer Sciences,Vazhithala,Thodupuzha,Idukki	S	60	30	

<b>Self Financing Institutions in Ernakulam District (Allotment is only for 50% of the Total Seats)</b>						
Sl. No	College Code	NAMES OF INSTITUTIONS	Type	Total Seats	Govt. seats	AFFILIATED UNIVERSITY
23	SNA	Sree Narayana Guru Institute of Science & Technology, Manjali, Mannanam P.O, North Paravur, Ernakulam. Ph: 0484-2440220	S	60	30	APJ Abdul Kalam Tech. University
24	MEA	MES- Advanced Institute of Management and Technology (MES-AIMAT), Marampally, Aluva, Ernakulam. Ph: 0484-2679967	S	60	30	MG University
25	ILA	Ilahia College of Engg. And Technology ,Mulvoor, Moovattupuzha, Ernakulam	S	60	30	APJ Abdul Kalam Tech. University

26	NMA	Nirmala College, Muvattupuzha, Ernakulam. Ph : 0485-28363	S	60	30	MG University
27	DIA	DePaul Institute of Science and Technology, De Paul Nagar, Angamaly, Ernakulam. Ph: 0484-2911811	S	60	30	MG University
28	UCA	Union Christian College, Aluva. Ph: 0484-2603633	S	60	30	MG University
29	SMA	SCMS School of Technology & Management , Muttom, Aluva. Ph:0484-2625004	S	60	30	MG University
30	SCA	SCMS School of Engineering and Technology Vidya Nagar, Palissery, Karukutty, Ernakulam. Ph: 0484-2450330	S	60	30	MG University
31	SRA	Sree Narayana Gurukulam College of Engineering, Kadayirippu, Kolencherry, Ernakulam District Ph:0484-276 4841	S	60	30	APJ Abdul Kalam Tech. University
32	FIA	Federal Institute of Science & Technology, Hormis Nagar, Mookkannoor .P.O, Angamaly Ph: 0484-2616403	S	60	30	APJ Abdul Kalam Tech. University
33	KMA	KMM College of Arts and Science, Thrikkakkara, Kochi	S	60	30	
34	STA	Regional Centre School of Technology and Applied sciences, Edappally ,Kochi	S(Govt. Contrl.)	30	15	MG University
<b>Self Financing Institutions in Thrissur District (Allotment is only for 50% of the Total Seats)</b>						
35	VDA	Vidya Academy of Science & Technology, Thalakkottukara P.O, Thrissur Ph: 0488-5287751	S	60	30	APJ Abdul Kalam Tech. University
36	NCA	Nehru College of Engineering, Research Centre, Pampady, Thiruvilwamala, Thrissur Ph: 0488-4282070	S	60	30	APJ Abdul Kalam Tech. University
<b>Self Financing Institutions in Malappuram District (Allotment is only for 50% of the Total Seats)</b>						
37	MSA	MES College of Engineering, Kuttippuram, Thrikkannapuram P.O, Malappuram. Ph: 0494-3051234	S	60	30	APJ Abdul Kalam Tech. University
<b>Self Financing College Under Govt. Control in Kozhikode District (All Seats will be filled in CAP)</b>						
38	CAA	College of Applied Sciences, Balan K Nair Road, Kiliyanad, Calicut Ph:0495-2765154	S	30	Merit-15 Management-15	Calicut University
39	CEA	College of Engineering, Madarathur.P.O., Vadakara. Kozhikode. Ph:0496-2537225	S	60	60	APJ Abdul Kalam Tech. University
<b>Self Financing Institutions Kozhikode District (Allotment is only for 50% of the Total Seats)</b>						
40	AWA	AWH Engineering College, Kuttikkattoor, Calicut - 673 008. Ph: 0495-2352552	S	30	15	APJ Abdul Kalam Tech. University
41	KCA	KMCT College of Engineering, Manasserry PO, Calicut - 673 602. Ph: 0495-2289099	S	60	30	APJ Abdul Kalam Tech. University
<b>Self Financing Institutions Kannur District (Allotment is only for 50% of the Total Seats)</b>						
42	CIA	Chinmaya Institute of Technology, Govindagiri, Chalai P.O., Kannur Pin- 670007	S	60	30	Kannur University
43	DBA	DON BOSCO COLLEGE, Anappanthy -, Angadikadavu, Iritty , Kannur Kerala Ph:0490-2426212	S	30	15	Kannur University



## ANNEXURE II

### LIST OF SOCIALLY AND EDUCATIONALLY BACKWARD CLASSES (SEBC)

[Vide G.O. (P) 208/66/Edn. dated 02.05.1966, G.O. (Ms) No. 95/08/SCSTDD dated 06.10.2008 & G.O. (Ms) No. 58/2012/SCSTDD dated 16.04.2012, G.O.(Ms) No. 10/2014/BCDD dated: 23.05.2014, Lr No. 1538/A2/2014/BCDD dated 02.07.2014, G.O.(Ms) No. 03/2018/BCDD dated 09.04.2018]

- I. **Ezhavas** including Ezhavas, Thiyyas, Ishuvan, Izhuvan, Illuvan and Billava
- II. **Muslims** (all sections following Islam)
- III. **Latin Catholics and Anglo Indians**
- IV. **Dheevara** including Dheevaran, Araya, Arayas, Arayan, Valan, Nulayan, Mukkuvan, Arayavathi, Valinjiar, Paniakkal, Paniakel, Mukaya, Bovis-Mukayar, Mukaveeran, Mogaveera, Mogavirar, Mogayan
- V. **Viswakarmas** including Viswakarma, Asari, Chaptagra, Kallassari, Kalthachan, Kammala, Kamsala, Kannan, Karuvan, Kitaran, Kollan, Malayala Kammala, Moosari, Pandikammala, Pandithattan, Perumkollan, Thachan, Thattan, Vilkurup, Villasan, Viswabrahmanan or Viswabrahmanar, Viswakarmala and Palisa Perumkollan
- VI. **Kusavan** including Kulalan, Kulala Nair, Kumbaran, Velaan, Velaans, Velaar, Odan, Kulala, Andhra Nair, Anthuru Nair
- VII. **Other Backward Christians**
  - (a) SIUC
  - (b) Converts from Scheduled Castes to Christianity
- VIII. **Kudumbi**
- IX. **Other Backward Hindus**, i.e.
  1. Agasa
  2. Kharvi
  3. Aremahrati
  4. Arya, Atagara, Devanga, Kaikolan, (Sengunthar) Pattarya, Pattariyas, Saliyas (Padmasali, Pattusali, Thogatta, Karanibhakatula, Senapathula, Sali, Sale, Karikalabhakulu, Chaliya, Chaliyan) Sourashtra, Khatri, Patnukaran, Illathu Pillai, Illa Vellalar, Illathar
  5. Bestha
  6. Bhandari or Bhondari
  7. Boya
  8. Boyan
  9. Chavalakkaran
  10. Chakkala (Chakkala Nair)
  11. Devadiga
  12. Ezhavathi (Vathi)
  13. Ezhuthachan, Kadupattan
  14. Gudigara
  15. Galada Konkani
  16. Ganjam Reddies
  17. Gatti
  18. Gowda
  19. Ganika including Nagavamsom
  20. Hegde
  21. Hindu Nadar
  22. Idiga including Settibalija
  23. Jangam
  24. Jogi
  25. Jhetty
  26. Kanisu or Kaniyar-Panicker, Kaniyan, Kanisan or Kamnan, Kannian or Kani, Ganaka
  27. xxx
  28. Kalarikurup or Kalari Panicker
  29. Kerala Muthali, Kerala Mudalis
  30. Oudan (Donga) Odda (Vodde or Vadde or Veddai)
  31. Kalavanthula
  32. Kallan including Isanattu Kallar
  33. Kabera
  34. Korachas
  35. x x x
  36. Kannadiyans
  37. Kavuthiyan, Kavuthiya
  38. Kavudiyaru
  39. Kelasi or Kalasi Panicker
  40. Koppala Velamas
  41. Krishnanvaka
  42. Kuruba
  43. Kurumba
  44. Maravan (Maravar)

45. Madivala
46. Maruthuvar
47. Mahratta (Non-Brahman)
48. Melakudi (Kudiyan)
49. x x x
50. Moili
51. Mukhari
52. Modibanda
53. Moovari
54. Moniagar
55. Naicken including Tholuva Naicker and Vettilakkara Naicker, Naikkans
56. Padyachi (Villayankuppam)
57. Palli
58. Panniyar or Pannayar
59. Parkavakulam (Surithiman, Malayaman, Nathaman, Moopanan and Nainar)
60. Rajapuri
61. Sakravar (Kavathi)
62. Senaithalaivar, Elavania, Senaikudayam
63. Chetty/Chetties including Kottar Chetties, Parakka Chetties, Elur Chetties, Attingal Chetties, Pudukkada Chetties, Iraniel Chetties, Sri Pandara Chetties, Telugu Chetties, Udiyankulangara Chetties, Peroorkada Chetties, Sadhu Chetties, 24 Mana Chetties, Wayanadan Chetties, Kalavara Chetties and 24 Mana Telugu Chetties
64. Tholkolan
65. Thottiyar, Thottian
66. Uppara (Sagara)
67. Ural Goundan
68. Valaiyan
69. Vada Balija
70. Vakkaliga
  71. Vaduvan(Vadugan), Vaduka, Vadukan, Vadugar
  72. Veera Saivas (Pandaram, Vairavi, Vairagi, Yogeewar, Yogeewara, Poopandaram, Malapandaram, Pandaran, Matapathi and Yogi)
  73. Veluthedathu Nair including Vannathan, Veluthedan and Rajaka
  74. Vilakkithala Nair including Vilakkathalavan, Ambattan Pranopakari, Pandithar and Nusuvan
  75. Vaniya including Vanika, Vanika Vaisya, Vaisya Chetty, Vanibha Chetty, Ayiravar Nagarathar, Vaniyan, Vaniya Chetty, Vaniar
  76. Yadava including Kolaya, Ayar, Mayar, Maniyani, Eruman, Iruman, Erumakkar, Golla and Kolaries
  77. Chakkamar
  78. Mogers of Kasaragod Taluk
  79. x x x
  80. x x x
  81. x x x
  82. Reddiars (throughout the State except in Malabar area)
  83. Mooppar or Kallan Moopar or Kallan Moopar

**ANNEXURE - III**  
**LIST OF SCHEDULED CASTES (SC)**

[As Amended by The Constitution (Scheduled Castes) Orders (Second Amendment) Act, 2002 (Act 61 of 2002)  
Vide Part VIII – Kerala - Schedule 1 Notified in the Gazette of India dated 18.12.2002, The Constitution  
(Scheduled Castes) Order (Amendment) Act 2007, The Constitution (Scheduled Castes) Order (Amendment)  
Act 2016, No. 24 of 2016]

1	Adi Andhra	37	Mannan (മണ്ണാൻ), Pathiyan, Perumannan,
2	Adi Dravida		Peruvannan, Vannan, Velan
3	Adi Karnataka	38	xxx
4	Ajila	39	Moger (other than Mogeyar)
5	Arunthathiyar	40	Mundala
6	Ayyanavar	41	Nalakeyava
7	Baira	42	Nalkadaya
8	Bakuda	43	Nayadi
9	xxx	44	xxx
10	Bathada	45	Pallan
11	xxx	46	Palluvan, Pulluvan
12	Bharathar (Other than Parathar), Paravan	47	Pambada
13	xxx	48	Panan
14	Chakkiliyan	49	xxx
15	Chamar, Muchi	50	Paraiyan, Parayan, Sambavar, Sambavan, Sambava, Paraya, Paraiya, Parayar
16	Chandala	51	xxx
17	Cheruman	52	xxx
18	Domban	53	xxx
19	xxx	54	Pulayan, Cheramar, Pulaya, Pulayar, Cherama, Cheraman, Wayanad Pulayan, Wayanadan Pulayan, Matha, Matha Pulayan
20	xxx	55	xxx
21	xxx	56	Puthirai Vannan
22	Gosangi	57	Raneyar
23	Hasla	58	Samagara
24	Holeya	59	Samban
25	Kadaiyan	60	Semman, Chemman, Chemmar
26	Kakkalan, Kakkan	61	Thandan (excluding Ezhuvas and Thiyyas who are known as Thandan, in the erstwhile Cochin and Malabar areas) and (Carpenters who are known as Thachan, in the erstwhile Cochin and Travancore State) Thachar (Other than carpenters)
27	Kalladi	62	Thoti
28	Kanakkan, Padanna, Padannan	63	Vallon
29	xxx	64	Valluvan
30	Kavara (other than Telugu speaking or Tamil speaking Balija Kavarai, Gavara, Gavarai, Gavarai Naidu, Balija Naidu, Gajalu Balija or Valai Chetty)	65	xxx
31	Koosa	66	xxx
32	Kootan, Koodan	67	Vetan
33	Kudumban	68	Vettuvan, Pulaya Vettuvan (in the areas of erstwhile Cochin State only).
34	Kuravan, Sidhanar, Kuravar, Kurava, Sidhana		
35	Maila		
36	Malayan [In the areas comprising the Kannur, Kasaragode, Kozhikode and Wayanad Districts].		



**ANNEXURE – IV**  
**LIST OF SCHEDULED TRIBES (ST)**

[As Amended by The Scheduled Castes and Scheduled Tribes Orders (Amendment) Act, 2002 (Act 10 of 2003) Vide Part - VII - Kerala - Second Schedule Notified in the Gazette of India dated 8.1.2003, G.O. (Ms) No. 06/2014/SCSTDD dated 29.01.2014]

1	Adiyan	23	Malakkuravan
2	Arandan [Arandan]	24	Malasar
3	Eravallan	25	[Malayan, Nattu Malayan, Konga Malayan (excluding the areas comprising the Kasaragod, Kannur, Wayanad and Kozhikode Districts)
4	Hill Pulaya, Mala Pulayan, Kurumba Pulayan, Kuravazhi Pulayan, Pamba Pulayan	26	Malayarayar
5	Irular, Irulan	27	Mannan (മന്നൻ)
6	Kadar [Wayanad Kadar]	28	xxx
7	xxx	29	Muthuvan, Mudugar, Muduvan
8	Kanikkaran, Kanikkar	30	Palleyan, Palliyan, Palliyar, Paliyan
9	Kattunayakan	31	xxx
10	[Kochuvelan]	32	xxx
11	xxx	33	Paniyan
12	xxx	34	Ulladan, [Ullatan]
13	Koraga	35	Uraly
14	xxx	36	Mala Vettuvan(in Kasaragod & Kannur districts)
15	Kudiya, Melakudi	37	Ten Kurumban, Jenu Kurumban
16	Kurichchan [Kurichian]	38	Thachanadan, Thachanadan Moopan
17	Kurumans, Mulla Kuruman, Mulla Kuruman, Mala Kuruman	39	Cholanaickan
18	Kurumbas, [Kurumbar, Kurumban]	40	Mavilan
19	Maha Malasar	41	Karimpalan
20	Malai Arayan [Mala Arayan]	42	Vetta Kuruman
21	Malai Pandaram	43	Mala Panikkar
22	Malai Vedan [Malavedan]	44	Maratis of Kasargod and Hosdurg Taluk

## **ANNEXURE – V**

### **LIST OF OTHER ELIGIBLE COMMUNITIES (OEC)**

[GO (Ms) No.14/2017/BCDD dated: 02.08.2017, GO (Ms) No.7/2013/BCDD dated: 19.07.2013]

<b><u>OEC (ST)</u></b>	<b><u>OEC (SC)</u></b>
1 Allar (Alan)	1 Chakkamar
2 Chingathan	2 Madiga
3 Irivavan	3 Chemman/Chemmar
4 Kalanadi	4 Kudumbi
5 Malayan, Konga-Malayan(Kasargod, Kannur, Wayanad and Kozhikode Districts)	5 Dheevara/Dheevaran (Arayan, Valan, Nulayan, Mukkuvan, Arayavathi, Valanchiyar, Paniyakal, Mokaya, Bovi, Mogayar, Mogaveerar)
6 Kundu-Vadiyan Kunnuvarmannadi	6 Scheduled Caste converted to Christianity
8 Malamuthan	7 Kusavan, Kulalan, Kumbharan, Velaan, Velaar, Odan, Andhra Nair, Andhuru Nair,
9 Malavettuvar (Except Kasargod and Kannur Districts)	8 Pulaya Vettuvan (Except Kochi State)
10 Malayalar	
11 Panimalayan	
12 Pathiyan (other than Dhobies)	
13 Hindu-Malayali	

**ANNEXURE – V(a)**

**LIST OF COMMUNITIES ELIGIBLE FOR EDUCATIONAL CONCESSIONS AS IS GIVEN TO OEC**

[G.O.(Ms) No. 10/2014/BCDD dated: 23.05.2014]

- 1 Vaniya (Vanika, Vanika Vaisya, Vanibha Chetty, Vaniya Chetty, Ayiravar, Nagarathar and Vaniyan
- 2 Veluthedathu Nair (Veluthedan and Vannathan)
- 3 Chetty/Chetties (Kottar Chetties, Parakka Chetties, Elur Chetties, Attingal Chetties, Pudukkada Chetties, Irael Chetties, Sri Pandara Cetties, Telugu Chetties, Udiyankulangara Chetties, Peroorkada Chetties, Sadhu Chetties, 24 Mana Chetties, Wayanadan Chetties, Kalavara Chetties and 24 Mana Telugu Chetties
- 4 Ezhavathi (Vathy)
- 5 Ganika
- 6 Kanisu or Kaniyar Panicker, Kani or Kaniyan (Ganaka) or Kanisan or Kamnan, Kalari Kurup/Kalari Panicker
- 7 Vilkurup, Perumkollan
- 8 Yadavas (Kolaya, Ayar, Mayar, Maniyani and Iruman), Erumakkar
- 9 Devanga
- 10 Pattariyas
- 11 Saliyas (Chaliya, Chaliyan)
- 12 Pandithar
- 13 Vaniar
- 14 Ezhuthachan
- 15 Chakkala/Chakkala Nair
- 16 Reddiars (throughout the State except in Malabar Area)
- 17 Kavuthiya
- 18 Veerasaiva (Yogi, Yogeewara, Poopandram, Malapandaram, Jangam, Matapathi, Pandaram, Pandaran, Vairavi, Vairagi)
- 19 Vilakkithala Nair – Vilakkithalavan
- 20 Vaduka – Vadukan, Vadugar, Vaduka, Vaduvan
- 21 Chavalakkaran
- 22 Agasa
- 23 Kaikolan
- 24 Kannadiyans
- 25 Kerala Mudalis
- 26 Madivala
- 27 Naikkans
- 28 Tholkolans
- 29 Thottian
- 30 Mooppar or Kallan Moopan or Kallan Moopar

## ANNEXURE VI

### COMMUNITY CERTIFICATE (for SEBC Candidates)

*(These Certificates are required only if the candidate claims reservation under the Socially and Educationally Backward Classes/Other Eligible Communities/Anglo Indian.)*  
*[Note: In case, where the Community is noted only as, 'Latin Catholic' or 'Latin Christian' in the SSLC and reservation under 'Latin Catholic Other than Anglo Indian' QUOTA is sought, a Certificate from the Village Officer to the effect that the candidate belongs to 'Latin Catholic Other than Anglo Indian' or 'Latin Christian Other than Anglo Indian' should be obtained in the COMMUNITY CERTIFICATE.]*

CERTIFIED that Shri/Smt./Kum. .... son/daughter of  
 Shri/Smt..... House .....  
 Village ..... Taluk .....  
 District ..... of Kerala State, belongs to ..... caste  
 ..... religion, which is included as O.E.C. / Socially and Educationally Backward Class as per  
 G.O(P) 208/66 dated 02-05-1966, G.O(MS) No.95/08/SCSTDD dated 06-10-2008 and subsequent amendments, thereof.

Signature of the Village Officer :

Place :  
 Date

Name:  
 (Office Seal) Designation & Address :

### Income Certificate for SEBC & OEC Candidates

**ANNUAL FAMILY INCOME:** Income certificate is to be produced by : (i) Candidates who claim communal reservation under SEBC/OEC category (except children of inter-caste married couples) (ii) All 'Keralite' candidates.

#### വരുമാന സർട്ടിഫിക്കറ്റ്

നമ്പർ:.....

വില്ലേജ് ഓഫീസ്:.....

തീയതി : .....

.....ജില്ലയിൽ.....താലൂക്കിൽ.....വില്ലേജിൽ

..... വീട്ടിൽ ശ്രീ./ശ്രീമതി.....) തീയതി സമർപ്പിച്ച അപേക്ഷയിൽ.....ന് വേണ്ടി ഒരു വരുമാന സർട്ടിഫിക്കറ്റ് ആവശ്യപ്പെട്ടിരുന്നു. ടിയാന്റെ വാർഷിക കുടുംബ വരുമാനം .....രൂപയാണെന്ന് പ്രസ്ഥാവിച്ചിട്ടുണ്ട്. എന്റെ അന്വേഷണത്തിൽ ബോധ്യപ്പെടുന്നു സരിച്ച് ടിയാന്റെ വാർഷിക കുടുംബ വരുമാനം താഴെ കാണിച്ചിരിക്കുന്ന പ്രകാരമാണെന്ന് ഞാൻ ഇതിനാൽ സാക്ഷ്യപ്പെടുത്തുന്നു. കുടുംബത്തിലെ അംഗസംഖ്യ .....ആണ്. അതിൽ ജോലിയുള്ളവർ ..... ഉം പഠിക്കുന്നവർ .....ഉം ജോലി ഇല്ലാത്തവർ .....ഉം ആണ്.

ആദായ മാർഗ്ഗങ്ങൾ	ഭൂമിയിൽ നിന്നുള്ള ആദായം	ശമ്പളം/ പെൻഷൻ (കുടുംബ പെൻഷൻ ഒഴികെ)	കച്ചവടം	കൂലിവേല	വിദേശത്ത് ജോലിയുള്ളവരുടെ വരുമാനം	വാടക	മറ്റിനം	ആകെ

മൊത്തത്തിലുള്ള തുക അക്കത്തിൽ : .....

തുക അക്ഷരത്തിൽ : .....

മൂന്നു കുട്ടികളിൽ കൂടുതലുള്ളവരുടെ കാര്യത്തിൽ കൂടുതലുള്ള കുട്ടികൾക്ക് കുറവു ചെയ്യേണ്ട തുക : .....

ബാക്കി തുക അക്ഷരത്തിൽ : .....

ഒപ്പ്:



ANNEXURE-VII  
Proforma for Inter-Caste Marriage Certificate

Certified that Master / Kumari .....an Applicant for admission to the MCA Course, 2020-21, is the son/daughter of an Inter-Caste married couple, and his/her father Sri.....belongs to .....Community and his/her mother Smt ..... belongs to ..... Community.

Place:

Date:

Signature of Village Officer/Tahsildar:

Name of Village Officer/ Tahsildar:

Name of Village & District/Taluk Office:

*(Office Seal)*

Annexure VIII

**NON CREAMY LAYER CERTIFICATE**

[Certificate to be produced by Socially and Educationally Backward Classes (SEBC) Other Eligible Communities (OEC) for admission to Professional Degree courses in educational institutions under the Government of Kerala and in Government and Self Financing Educational Institutions other than minority institutions under Article 30 (1)]

---

This is to certify that Shri./Smt. ....  
Son/daughter of .....residing at.....  
.....  
.....Village.....  
.....District/Division in the State of Kerala belongs to  
.....  
..... Community which is designated as a Socially and Educationally  
Backward Class (SEBC) / Other Eligible Communities (OEC).

This is also to certify that the above Shri./Smt. ....  
..... does not belong to the category  
of “Creamy Layer” in the light of the guidelines dated  
..... and the schedule  
prescribed there under to exclude the ‘Creamy Layer’ among the designated “Socially and  
Educationally Backward Classes (SEBCs)/Other Eligible Communities (OEC)” in the State  
of Kerala.

Place:

Signature of Revenue Officer

Date:

(Not below the Rank of Village Officer/Competent Authority)

Name:

Designation:

(Office Seal)

Annexure IX  
**Community Certificate for SC & ST**

**Note:** (i) Candidate claiming reservation under SC/ST, should furnish the Community Certificate given below in support of the claim.

(ii) SC / ST Caste status of children of parents contracted inter caste marriage will be subject to the orders / clarifications issued in G.O. (M.S.) No.11 / 05 / SCSTDD Dated 22-03-2005, G.O. (MS.) No. 25 / 05 / SCSTDD Dated 20-06-2005, G.O. (MS.) No. 109 / 2008 / SCSTDD Dated 20-11-2008, and judgement dated 10-08-2005 of the full bench of the Hon'ble High Court of Kerala in WP 2483 / 2005 and connected cases.

(iii) As per prospectus clause 5.5.2(h) son / daughter of inter-caste married couple, claiming communal reservation under SEBC, should produce the 'Inter-caste Marriage Certificate' in the proforma given in Annexure X(e) of the Prospectus.

**COMMUNITY CERTIFICATE**

(For Scheduled Caste & Scheduled Tribe Candidates)

1. This is to certify that Shri/Smt./Kumari ..... son/daughter of  
..... of ..... House  
..... Village/Town ..... Taluk  
..... District of Kerala State belongs to the  
..... Caste/\*Tribe which is recognized as a Scheduled Caste/Scheduled  
Tribe under:-

The Constitution Ammendment (Scheduled Castes) Order, 1950; The Constitution Ammendment (Scheduled Tribes) Order, 1950 [As amended by The Scheduled Castes and Scheduled Tribes Orders (Amendment) Act, 2002 / The Constitution (Scheduled Castes) Orders (Second Ammendment) Act, 2002].

Certified that Shri/Smt./Kumari ..... (name of person) Son/daughter of  
..... of ..... House  
..... Village/Town ..... Taluk  
..... District is a member of Malai Araya Christian family converted to Christianity from Hindu  
Malai Arayan Community, which is included in the list of Scheduled Tribes.

2. Shri/Smt./Kumari ..... and his/her\* family ordinarily  
reside(s) in ..... Village/Town of  
..... District of Kerala State.

**Signature of Tahsildar :**

Place : .....

Name :

Date : .....

(Office Seal)

\* Please delete the words/clause which are not applicable.

Note: 1. The term ordinarily resides used here will have the same meaning as in Section 20 of the Representation of the Peoples Act, 1950.

2. In case of X'ian converts from SC who have subsequently embraced Hinduism should get the following certificate recorded by the 'Tahsildar' below the community Certificate. "The certificate is issued after observing the guidelines issued in Government Circular no. 18421/E2/SC/ST/DD. Dated 15-12-1987"

3. Issue of Community Certificate to Scheduled Caste / Scheduled Tribe will be regulated by Act II of the Kerala (Scheduled Caste & Scheduled Tribe) Regulation of Issue of Community Certificate Act 1996.

4. Certificate to persons belonging to Malai Arayan Community (ST) converted to Christianity should be in this form

ANNEXURE – X

UNDERTAKING FROM THE STUDENTS AS PER THE PROVISIONS OF ANTI-RAGGING VERDICT BY THE HON'BLE SUPREME COURT OF INDIA

I, Mr. /Ms. ...., Application No.....Course:

.....student of ..... do hereby undertake on this day

..... Month ..... Year.....,the

following with respect to above subject and Office Order No: .....

- 1) That I have read and understood the directives of the Hon'ble Supreme Court of India on anti-ragging and the measures proposed to be taken in the above references.
- 2) That I understand the meaning of Ragging and know that the ragging in any form is a punishable offence and the me is banned by the Court of Law.
- 3) That I have not been found or charged for my involvement in any kind of ragging in the past. However, I undertake to face disciplinary action/legal proceedings including expulsion from the Institute if the above statement is found to be untrue or the facts are concealed, at any stage in future.
- 4) That I shall not resort to ragging in any form at any place and shall abide by the rules/laws prescribed by the Courts, Govt. of India and Institute authorities for the purpose from time to time.

.....  
Signature of Student

I hereby fully endorse the undertaking made by my child/ward.

.....  
Signature of Mother/Father and or Guardian

Witness : .....

Signature of Mother/Father and or Guardian

Witness : .....

ANNEXURE XI

Office of the .....

Date: .....

**CERTIFICATE TO BE PRODUCED BY THE APPLICANTS BELONGING TO ANTHYODAYA ANNAYOJANA (AAY) AND PRIORITY HOUSE HOLD (PHH) CATEGORY**

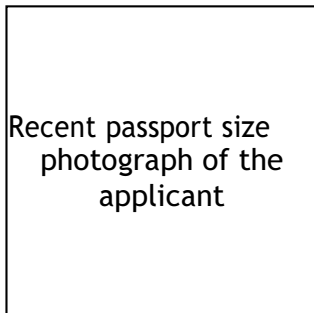
(Vide G.O.(Ms.)No.2/2020/P&ARD dated 12.02.2020)

This is to certify that Shri/Smt/Kumari .....

Son/daughter/wife of ..... is a permanent resident of .....

.....(H.E.address) .....Village

.....District, Kerala State, whose photograph is affixed below, is a member of Anthyodaya Annayojana (AAY)/Priority House Hold (PHH) and that his/her name is included in the Ration Card issued under this category and that he/she does not belong to a caste/class recognised as Scheduled Castes, Scheduled Tribes or Other Backward Classes in the State and therefore he/she belongs to Economically Weaker Sections in General Category.



Signature .....

Name.....

..

Designation .....

(Seal)

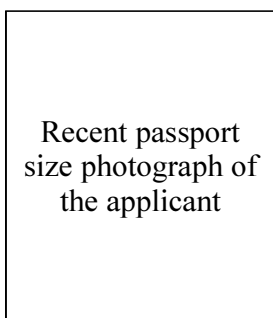
ANNEXURE XII

**INCOME AND ASSETS CERTIFICATE TO BE PRODUCED BY  
ECONOMICALLY WEAKER SECTIONS (EWSS) IN GENERAL CATEGORY**

Certificate No.....

Date .....

This is to certify that Shri/Smt/Kumari.....  
Son/daughter/wife of .....  
is a permanent resident of.....  
.....(H.E.address).....  
...Village.....Taluk.....  
...District in Kerala, Pin Code. .... ,  
whose photograph is affixed below, belongs to Economically Weaker Sections in General  
Category (\*) and that his/her family income is at Rs. ....  
.....(in words also) for the financial  
year.....and that his/her family does not own or possess assets  
exceeding the limit specified in G.O.(Ms.)No.2/2020/P&ARD dated 12.02.2020 and that  
he/she belongs to caste/community/class which is not recognised as a Scheduled Caste,  
Scheduled Tribe or Other Backward Class as listed in List I, II and III in the Schedule to Rule 2  
Part I, K.S & S.S.Rs, 1958.



Signature with Office Seal .....

Name.....  
....

Designation .....

(\*) General Category means and includes all Castes, Communities and Classes of citizens other than Scheduled Castes, Scheduled Tribes and Other Backward Classes.

## ANNEXURE XIII GUIDELINES FOR IMAGES TO BE UPLOADED

For applying the candidate has to upload scanned images of photograph and signature to the application portal.

### **Photograph of candidate:**

For applying online, the candidate must have a scanned/digital image of photograph. The Specification of photograph image should be strictly followed.

1. Photograph must be in colour with a light colour background, white is preferable. It must be taken by mobile phone/tab is not accepted
2. Photograph should be in passport size format and taken recently. Front view of full face and shoulder portion of candidate is to be seen clearly in the photograph.
3. The face of the candidate should be at the centre and straight.
4. Photo, wearing caps and dark glasses will be rejected.
5. Scanned image file should be in **jpg format** (Jpeg).
6. Dimensions of the photograph should be **200 pixels height** and **150 pixels width** and image file should be **between 15 kb and 30 kb** file size
7. Candidate's name and date of photo taken should be printed at the bottom portion of the photograph with black letter and white background.

### **Points to be noted:**

1. If the face in the photograph is not clear or the image is not as per the above guideline, your application is liable to be rejected.

In Future, Your Admit Card, Data Sheet and Allotment Memo will be printed with the same photograph you have submitted at this stage. Moreover, in examination hall, the Invigilator has to verify the same photograph for identifying the candidate. So strictly follow the specifications and guidelines for the photo to be uploaded.

### **Signature of Candidate**

1. On a plain white sheet, the candidate should put his/her signature with black /blue ink. Signature should be clear.
2. Scan this signature and crop around the signature. Do not scan the full sheet. Scanned image file should be in **jpg format**.(Jpeg)
3. Dimensions of the image of signature must be **100 pixels** height and **150 pixels** width.
4. Image file should be between **10 kb** and **30 kb** file size.

Subsequent to selecting the two images, candidate needs to verify whether the photograph shown in the screen is clear and sufficient to identify the candidate.

Press 'Upload Images' button to upload all images to the application portal.

If you try to upload an image which is not in the prescribed format, an error messages will be displayed in '**upload images**' column. All images should match the corresponding specification.

The images once uploaded cannot be changed after completing of 'Fill Application' step.

### **Documents**

- 1 All documents uploaded in proof of various claims made in the application must be in PDF format. The file size should be from 30 kb to 100 kb. The documents must be legible and readable.
2. The documents with digital signature should be valid with tick[✓] mark. The document with digital signature not verified (?) will be treated as invalid.

ANNEXURE XIV  
**INSTRUCTIONS FOR FILLING OMR SHEET**



Attention of Invigilator: At the end of exam, please fold at the perforation and then tear

Attention of Candidate: Please do not separate the pages of the Answer Sheet  
**IMPORTANT: USE ONLY BLUE/BLACK BALL POINT PEN**

ORIGINAL

SIDE A

**(BASIC DATA)**

**OMR ANSWER SHEET**

**(ANSWERS)**

**NOTE**

- ★ Please read the general instructions given overleaf for filling IN each item given below.
- ★ Any error in filling the required items may upset your performance.

**1. Paper** (Mark only if applicable)



**2. Version**



**3. Roll No.**

0	0	0	0	0	0	0	0	0	0
1	1	1	1	1	1	1	1	1	1
2	2	2	2	2	2	2	2	2	2
3	3	3	3	3	3	3	3	3	3
4	4	4	4	4	4	4	4	4	4
5	5	5	5	5	5	5	5	5	5
6	6	6	6	6	6	6	6	6	6
7	7	7	7	7	7	7	7	7	7
8	8	8	8	8	8	8	8	8	8
9	9	9	9	9	9	9	9	9	9

**4. Qn Booklet No.\***

0	0	0	0	0	0	0	0	0	0
1	1	1	1	1	1	1	1	1	1
2	2	2	2	2	2	2	2	2	2
3	3	3	3	3	3	3	3	3	3
4	4	4	4	4	4	4	4	4	4
5	5	5	5	5	5	5	5	5	5
6	6	6	6	6	6	6	6	6	6
7	7	7	7	7	7	7	7	7	7
8	8	8	8	8	8	8	8	8	8
9	9	9	9	9	9	9	9	9	9

**5. Name of the Examination**

Blank space for name of the examination

**6. Date of the Examination**

Blank space for date of the examination

**7. Roll No.**

Blank space for roll number

**8. Qn. Booklet No.\***

Blank space for question booklet number

**9. Name of Candidate**


Blank space for name of candidate

**10. Certified that the above entries are checked and found to be correct**

.....  
Signature of the Candidate

.....  
Signature of the Invigilator

IF A CANDIDATE TAMPERS WITH THE BARCODE, HE/SHE WILL BE DISQUALIFIED/ DEBARRED



BAR CODE



**NOTE**

- ★ Please read the Instructions for marking answers given overleaf.
- ★ Start answering only when you are asked to do so by the Invigilator.

1. (A B C D)
2. (A B C D)
3. (A B C D)
4. (A B C D)
5. (A B C D)
6. (A B C D)
7. (A B C D)
8. (A B C D)
9. (A B C D)
10. (A B C D)
11. (A B C D)
12. (A B C D)
13. (A B C D)
14. (A B C D)
15. (A B C D)
16. (A B C D)
17. (A B C D)
18. (A B C D)
19. (A B C D)
20. (A B C D)
21. (A B C D)
22. (A B C D)
23. (A B C D)
24. (A B C D)
25. (A B C D)
26. (A B C D)
27. (A B C D)
28. (A B C D)
29. (A B C D)
30. (A B C D)
31. (A B C D)
32. (A B C D)
33. (A B C D)
34. (A B C D)
35. (A B C D)
36. (A B C D)
37. (A B C D)
38. (A B C D)
39. (A B C D)
40. (A B C D)
41. (A B C D)
42. (A B C D)
43. (A B C D)
44. (A B C D)
45. (A B C D)
46. (A B C D)
47. (A B C D)
48. (A B C D)
49. (A B C D)
50. (A B C D)
51. (A B C D)
52. (A B C D)
53. (A B C D)
54. (A B C D)
55. (A B C D)
56. (A B C D)
57. (A B C D)
58. (A B C D)
59. (A B C D)
60. (A B C D)

61. (A B C D)
62. (A B C D)
63. (A B C D)
64. (A B C D)
65. (A B C D)
66. (A B C D)
67. (A B C D)
68. (A B C D)
69. (A B C D)
70. (A B C D)
71. (A B C D)
72. (A B C D)
73. (A B C D)
74. (A B C D)
75. (A B C D)
76. (A B C D)
77. (A B C D)
78. (A B C D)
79. (A B C D)
80. (A B C D)
81. (A B C D)
82. (A B C D)
83. (A B C D)
84. (A B C D)
85. (A B C D)
86. (A B C D)
87. (A B C D)
88. (A B C D)
89. (A B C D)
90. (A B C D)
91. (A B C D)
92. (A B C D)
93. (A B C D)
94. (A B C D)
95. (A B C D)
96. (A B C D)
97. (A B C D)
98. (A B C D)
99. (A B C D)
100. (A B C D)
101. (A B C D)
102. (A B C D)
103. (A B C D)
104. (A B C D)
105. (A B C D)
106. (A B C D)
107. (A B C D)
108. (A B C D)
109. (A B C D)
110. (A B C D)
111. (A B C D)
112. (A B C D)
113. (A B C D)
114. (A B C D)
115. (A B C D)
116. (A B C D)
117. (A B C D)
118. (A B C D)
119. (A B C D)
120. (A B C D)

\* Should be filled in after receiving the Question-Booklet.

(Please Turn Over)

**GENERAL INSTRUCTIONS**

The OMR Answer Sheet has an Original Sheet and a Candidate's Copy below it glued together at the top. Candidate should not separate the pages of the Answer Sheet. The Items marked by the candidates in the original OMR Sheet will be carried over to the candidate's copy in the form of Impressions. Hence while marking in the Original Sheet, Candidate should ensure that the pages are aligned properly and enough pressure is given, so that the markings made in the Original Sheet against each item are exactly reproduced in the Candidate's Copy.

The Answer Sheet has two parts - "Basic Data" on the left side and "Answers" on the right, with a thin perforation in between, length wise.

All entries in the Answer Sheet are to be made in the Original Sheet only.

Fill in the boxes and darken the appropriate bubbles using a **black/blue ink ball point pen**.

Fill in all the entries on the "Basic Data" part before beginning to answer questions on the "Answers" part.

Entries regarding the Question Booklet No. should be filled in only after receiving the Question Booklet.

At the end of the Examination, the Candidate will hand over the OMR Answer Sheet to the Invigilator, who will first tear off the original sheet from the Candidate's copy. The Candidate's copy will be handed over to the candidate. Thereafter the Original sheet will be separated along the perforation in the presence of the Candidate.

**WARNING**

- Pen Marking once made is final.
- Trying to erase an already marked bubble might leave a hole (tear) on the OMR Sheet or make dark smudges which will give an improper result with OMR reader.
- Trying to darken an already erased bubble will also lead to an unpredictable result.
- In the case of improper bubbling/erasing/whitening etc, the reading of the OMR Machine will be taken as final and any arguments to defend such actions will not be entertained.
- To avoid any such misinterpretation, make sure that only one bubble corresponding to the correct response is darkened against each question. All other options should be left blank. Start darkening the bubble only after reading the question thoroughly and deriving at the correct response.
- Use of white fluid or any other correction fluid to erase the pen marking once made is not permitted.

**INSTRUCTIONS FOR MARKING ANSWERS**

Mark your answers by darkening the appropriate bubbles with a black/blue ink ball point pen. Do not use pencil. Use of fountain pen, Gel pen or sketch pen and use of any color ink other than black/blue are not permitted.













Marking should be dark and the bubbles should be filled completely.

Please darken only one bubble for each question.









Once darkened, the bubble should not be erased.

Please make the marks only in the spaces provided. Do not make any stray marks ELSEWHERE in the Answer Sheet.

Correct method of marking answer.

1.    
2.    
3.    

Here are some wrong methods of marking answers

-  Use of tick mark
-  Use of Cross mark
-  Use of dot (.)
-  Use of Line Mark
-  Partially or Half filled Bubble
-  Marks outside the Bubble
-  More than one darkened bubble
-  More than one Marking

**ANNEXURE XV**

**DISTRICT FACILITATION CENTRES OF LBS CENTRE FOR ANY ASSISTANCE**

<b>Sl no</b>	<b>Place</b>	<b>Address</b>	<b>Phone Number</b>
1	Thiruvananthapuram	LBS Centre Nandavanam, Palayam Thiruvananthapuram - 695 033	0471 - 2324396 0471 - 2324148
2	Kollam	LBS Regional Centre Thengazhikathu Veedu, 'Ágini', Anjili Road, Kollam-1	0474 – 2764654
3	Adoor	LBS Sub Centre KRM Towers, East of Central Junction Adoor, Pathanamthitta	0473 – 4227538
4	Alappuzha	LBS Sub Centre Municipal Library Building Thattampally P.O, Alappuzha	0477 – 2254588
5	Pampady	LBS Sub Centre Kadavumbhagam Buildings Near Police Station, K.K.Road, Pampady, Kottayam.	0481 – 2505900
6	Thodupuzha.	LBS Local Centre GMDC, Neelima Complex Mangattukavala P O, Thodupuzha.	0486 – 2229442
7	Kalamassery	LBS Regional Unit HMT Junction, NAD Road Kalamassery – 683 104.	0484 – 2541520 0484 – 2551466
8	Thrissur	LBS Regional Unit Alumvettuvazhi Road Chiyaram, Thrissur – 680 026	0487 - 2250657 0487 – 2250751
9	Palakkad.	LBS Sub Centre II Floor, Charutha Chambers, Noorani Shornur Road, Palakkad	0491 – 2527425
10	Manjeri	LBS Sub Centre Indira Gandhi Bus Terminal, Kacherypady Manjeri, Malappuram.	0483 – 2764674
11	Kozhikode	LBS Regional Unit 17/420, Indira Gandhi Road Kozhikode – 673 004.	0495 – 2720250
12	Wayanad	LBS Local Centre Govt. High School Buildings Kariyampetta P.O, Wayanad - 673124	0493-6285939
13	Kannur	LBS Regional Unit Old Engg. College Campus Near S.N.Park, Kannur - 1.	0497-2702812
14	Kasaragod.	LBS Sub Centre Taluk Office Compound Kasaragod.	0499-4221011