



**Government of Kerala**

**PROSPECTUS FOR ADMISSION TO  
MCA REGULAR COURSE, KERALA 2022-23**

**(Approved vide G.O.(Ms.)No..... H.Edn Dated.....)**

**Directororate of Technical Education  
Padmavilasom Street, Fort, Nalumukku, Pazhavangadi  
Thiruvananthapuram 695 023**

## CONTENTS

Clause	ITEM	Page No.	Clause	ITEM	Page No.
1	Introduction	3	9	Certificates/Documents to be uploaded along with the Application	14
2	Institutions and Intake	3	10	Entrance Examination	15
3	Categorization of Seats	3	11	Centralized Allotment Process(CAP) & Online Submission of Options	17
4	Fee Structure	3	12	Post Allotment activities	22
5	Eligibility for Admission	4	13	Preventive measures against Ragging	24
6	Reservation of Seats	4	14	No Liquidated Damages	24
7	Claim for Reservation	6	15	Other Items	25
8	How and When to Apply	11			

No.	Annexure	Page No.
I	List of college that participated in CAP 2021-22	27
II	List of Socially and Educationally Backward Classes(SEBC)	31
III	List of Scheduled Castes (SC)	33
IV	List of Scheduled Tribes (ST)	35
V(a)	List of Other Eligible Communities (OEC)	36
V(b)	List of communities eligible for education concession as is given to OEC	37
VI	Proforma for Community Certificate for SEBC Candidates	38
VII(a)	Proforma for Inter-caste Marriage Certificate	39

No.	Annexure	Page No.
VIII(b)	Income Certificate for SEBC & OEC Candidates	40
VIII	Proforma for Non-Creamy Layer Certificate for SEBC Candidates	41
IX	Proforma for community Certificate for SC/ST Candidates	42
X	Proforma for anti-ragging verdict for all candidates	44
XI	Certificate to be produced by the applicants belonging to AAY and PHH category	45
XII	Income and assets certificate to be produced by EWS	46
XIII	Guidelines for images to be uploaded	47
XIV	Instructions for filling OMR Answer sheet	48
XV	District Facilitation Centres	50

## **PROSPECTUS FOR ADMISSION TO MCA COURSE 2022-23**

### **1. INTRODUCTION**

Master of Computer Applications (MCA) is a Programme of two years duration consisting of four semesters. This course is intended to train graduates in Computer Science/IT Engineering, Computer Applications or any graduation degree preferably with Mathematics at 10+2 level or at Graduation level in development and use of software for different applications. The major thrust is on giving the students a sound background in computing, business functions and Mathematics relevant to Information Technology. The Prospectus for admission to M.C.A. Course 2022-23 is published herewith. The Prospectus issued in earlier years is not valid for the admission to academic year 2022-23.

### **2. INSTITUTIONS AND INTAKE**

During the current year, allotment for admission to MCA Course will be made to those institutions willing to participate in the Single Window System of Centralized Allotment Process (CAP) and having AICTE approval, NOC of Government and University affiliation for the academic year 2022-23. Allotment will also be made to new institutions/ additional seats sanctioned before the Centralized Allotment Process (CAP) and fulfilling the above requirements.

### **3. CATEGORISATION OF SEATS**

The seats available are mainly categorized as Government, Management and Lapsed seats.

- (a) Government seats are those seats against which allotment will be made by the Director, LBS Centre for Science and Technology under the supervision of Director of Technical Education based on the rank list published by Director, LBS Centre for Science and Technology.
- (b) Management seats are those seats set apart in Aided/Self-financing institutions to be filled up by the Management concerned on the basis of the Supreme Court direction and Government Orders on this behalf.
- (c) Lapsed seats are those seats that may be filled up by the institution itself before the closing of admissions and when the Director, LBS Centre for Science and Technology intimates that he would not be allotting any more candidates after the scheduled allotment process against such seats.

### **4. FEE STRUCTURE**

The fee structure in the above categories of seats is shown in clause 11.7. If revised, it will be announced before the allotment process and will be published in the website.

## 5. ELIGIBILITY FOR ADMISSION

### (a) Nativity

The candidate must be an Indian **Citizen**. Certificate from a Village Officer or a competent authority showing that the candidate is a native of any State or Union Territory of India should be uploaded. True copies of the birth certificate issued by the competent authority/ passport/ school certificate-showing place of birth will also be accepted as proof of nativity.

Candidates seeking admission to MCA Course will be categorised as Keralite and Non-Keralite Category

(i) Keralite: A candidate of Kerala origin will be categorised as a 'Keralite'. **Only candidates belonging to Keralite category are eligible for claiming seats under Mandatory Reservation Quota.**

In order to prove that a candidate is an Indian Citizen of Kerala Origin he/she has to upload a certificate showing the Place of Birth in Kerala OR a certificate from competent authority showing that one or either of his/her parents was born in Kerala.

(ii) Non-Keralite. Those who do not belong to Keralite category will be considered as Non-Keralites.

### (b) Academic Eligibility

Passed B.C.A/ B.Sc. (Computer Science)/ B.Sc. (IT) / B.E. (CSE)/ B.Tech. (CSE) / B.E. (IT) / B.Tech. (IT) or equivalent Degree.

OR

Passed any graduation degree (e.g.: B.E. / B.Tech. / B.Sc / B.Com. /B.A./ B. Voc./ etc..) preferably with Mathematics at 10+2 level or at Graduation level Obtained at least 50% marks (45% marks in case of candidates belonging to reserved category) in the qualifying examination. (for students having no Mathematics background compulsory bridge course will be framed by the respective University/ Institution and additional bridge courses related to computer subjects as per the norms of the concerned University).

No rounding off of percentage of marks to the nearest higher integer is permitted-

*Note: (1) Candidate seeking admission to the course should be qualified from any of the Universities in Kerala or any other Universities, recognized by any of the Universities in Kerala.*

*(2) Final Year regular Bachelor's Degree students are also permitted to appear for the Entrance Examination subject to the condition that the original degree certificate and mark lists of all parts of the qualifying examination shall be produced by the candidate at the time of admission. Inclusion in the ranklist is provisional and subject to the academic eligibility conditions referred in clause 5(b).*

## 6. RESERVATION OF SEATS

### (A) Reservation for Persons with Disabilities (PD)

Five percent of the seats available to the State for allotment from the State rank lists are reserved

for candidates with benchmark disabilities for all courses in Govt./Aided Colleges as stipulated in Section 32, Chapter VI of the Persons with Disabilities Act 2016. As per Clause 2(r), Chapter I of the Act, 'Person with benchmark disability' means a person with not less than 40% of a specified disability where specified disability has not been defined in measurable terms and includes a person with disability where specified disability has been defined in measurable terms, as certified by the certifying authority. Generally, Candidates who have a minimum of 40% disability alone will be eligible to apply this quota.

A disability certificate from the District Medical Board obtained within 12 months prior to the date of submission of the application has to be uploaded while submitting application online. Such candidates are also required to upload a certificate obtained from a Medical Officer not below the rank of Assistant Surgeon to the effect that the candidate is fit enough to undergo the M.C.A. Course.

### (B) Mandatory Reservation

Leaving the seats set apart under items (A) above from this total seats, the remaining seats will be distributed as per the mandatory reservation principle as contemplated in G.O.(P)208/66/Edn. dated 2.5.1966, G.O.(MS) No. 95/08/SCSTDD dated 06/10/2008, G.O(MS)No.10/2014/BCDD dated 23/05/2014 and as modified from time to time.

#### a) For Government/Govt Aided Institutions/Self Financing Institutions without minority status:

Sl.No	Category	Percentage
(i)	State Merit (SM)	50%
(ii)	Forward Community Members belonging to EWS category	10%
(iii)	Socially and Educationally Backward Classes (SEBC)	30%
a)	Ezhava (EZ)	9%
b)	Muslim (MU)	8%
c)	Other Backward Hindu (BH)	3%
d)	Latin Catholic and Anglo Indian(LC)	3%
e)	Dheevera and related communities (DV)	2%
f)	Viswakarma and related communities (VK)	2%
g)	Kusavan and related communities (KN)	1%
h)	Other Backward Christian (BX)	1%
i)	Kudumbi (KU)	1%
(iv)	Scheduled Castes and Scheduled Tribes	10%
a)	Scheduled Caste (SC)	8%
b)	Scheduled Tribe (ST)	2%

#### b) For Self Financing Institutions with minority status:

Sl.No	Category	Percentage
(A)	State Merit	60%
(B)	Socially and Educationally Backward Classes	30%

	<b>a.</b>	Ezhava ( <b>EZ</b> )	9%	
	<b>b.</b>	Muslim ( <b>MU</b> )	8%	
	<b>c.</b>	Other Backward Hindu ( <b>BH</b> )	3%	
	<b>d.</b>	Latin Catholic & Anglo Indian ( <b>LA</b> )	3%	
	<b>e.</b>	Dheevara and Related communities ( <b>DV</b> )	2%	
	<b>f.</b>	Viswakarma and related communities ( <b>VK</b> )	2%	
	<b>g.</b>	Kusavan and related communities ( <b>KN</b> )	1%	
	<b>h.</b>	Other Backward Christian ( <b>BX</b> )	1%	
	<b>i.</b>	Kudumbi ( <b>KU</b> )	1%	
	<b>(C)</b>	<b>Scheduled Castes &amp; Scheduled Tribes</b>	<b>10%</b>	
	<b>a.</b>	Scheduled Casts ( <b>SC</b> )	8%	
	<b>b.</b>	Scheduled Tribes ( <b>ST</b> )	2%	

- Note:**
- i. The seats unavailed by the SC candidates will go to the ST candidates and vice versa in the final allotment for all colleges.
  - ii. The seats unavailed by the SC/ST candidates will be filled from OEC category. Seats unavailed by OEC candidates will be allotted to state merit candidates in the final allotment for all colleges.
  - iii. The seats unavailed by SEBC candidates will be allotted to State Merit candidates in the final allotment for all colleges.
  - iv. Seats unavailed by EWS candidates will go to State Merit for all colleges
  - v. If any seat, in any special reservation quota including PD quota, is left unavailed it will go to State Merit.

## 7. CLAIM FOR RESERVATIONS

Claims for Special/Mandatory reservations must be made by a candidate in the online application and the supporting documents shall be uploaded within the stipulated time. **The claim has to be specified in the application in the respective places.** Claims made after the last date of submission of application will not be entertained even if supporting evidences are produced. The claims for Special and Mandatory Reservation once made in the application cannot be altered by the candidate under any circumstances after final confirmation.

**(A) State Merit:** The seats under the State merit will be filled purely on the basis of merit (State wide) irrespective of the category/community to which the candidates belong

**(B) Claim for Communal Reservation under Socially and Educationally Backward Classes (SEBC)**

Reservation to the Socially and Educationally Backward Classes will be in accordance with the provisions contained in G.O.(P)208/66/Edn. dated 02.05.1966, G.O.(Ms) No.95/08/ SCSTDD

dated 06.10.2008, GO(MS) No. 10/2014/BCDD dated: 23.05.2014, G.O.(P) No. 1/2015/BCDD dated: 01.01.2015, GO(MS) No. 4/2015/H.Edn. dated: 05.01.2015, GO(MS) No. 15/2015/H.Edn. dated: 19.01.2015, GO(MS) No. 03/2018/BCDD. dated: 09.04.2018, GO(MS) No. 05/2020/BCDD. dated: 16.03.2020 and as amended from time to time and will be in accordance with the Orders of the Hon'ble Supreme Court of India/ Hon'ble High Court of Kerala or Orders of the Government of Kerala/ Government of India.

- (a) Candidates belonging to Socially and Educationally Backward Classes as per G.O.(P) 208/66/Edn. dated 02.05.1966, GO(MS) No. 10/2014/BCDD dated: 23.05.2014, G.O.(P) No. 1/2015/BCDD dated: 01.01.2015, GO(MS) No. 4/2015/H.Edn. dated: 05.01.2015 and GO(MS) No. 15/2015/H.Edn. dated: 19.01.2015 should upload to the online application, a certificate to the extent that the candidate belongs to the community which is designated as a Socially and Educationally Backward Class and does not belong to the category of Creamy Layer, in the proforma given as Annexure VIII of the G.O.(P) No. 1/2015/BCDD dated: 01.01.2015. The names of castes and communities under SEBC are given in Annexure XI. Only the claims of the candidates of those communities that are included in the list as incorporated in the respective Annexure of the Prospectus 2022 will be considered. Claims by candidates belonging to other communities, which are not included in the Annexure, will be rejected even if certificates from the concerned Revenue Officers have been obtained and uploaded to the online application.
- (b) Candidates belonging to Ezhava, Muslim, Other Backward Hindus, Latin Catholic & Anglo Indians, Dheevara and related communities, Viswakarma and related communities, Kusavan and related communities, Other Backward Christian and Kudumbi communities, claiming reservation under SEBC Quota should invariably **upload Non-Creamy Layer certificate in the prescribed format for State Government Education purpose** obtained from the Village Officer concerned (Format is given in Annexure VIII)
- (c) Reservation under SEBC for children of inter-caste married couples: Children of Inter-caste married couple with either the father or mother belonging to a community included in SEBC list, or with father and mother belonging to different communities, both of which are included in the SEBC list, are eligible for reservation under SEBC. Such candidates should upload a Non-Creamy Layer certificate for State Education Purpose specifying the community of the candidate from the Village Officer in the prescribed proforma (Format is given in Annexure VIII).
- (d) Candidates who are children of Inter-Caste married couple of whom one is SC/ST, will be eligible for educational and monetary benefits admissible to SC/ST as per Para 2 (ii) of G.O.(MS)No.25/2005/SCSTDD dated 20.06.2005, if eligible for reservation under SEBC, will be granted the same, based on the Non-Creamy Layer Certificate for State Education Purpose obtained from the Village Officer and the inter-caste marriage certificate issued by the Tahsildar to be uploaded to the online application (Format is given in Annexure VII(a)). Candidates claiming SC/ST reservation who are children of Intercaste married couple of whom one is SC/ST, should upload the Extract of First standard school admission register showing the caste/community and the relevant page of secondary school leaving certificate also. If the candidate is not from the Kerala SSLC stream, relevant page of the School Leaving Certificate of the parents should be uploaded.
- (e) The candidature/ allotment/ admission of the candidates who furnish fake Non-Creamy Layer certificates are liable to be cancelled. Such candidates are also liable to be debarred from

appearing for the Entrance Examination for a period extending upto two years.

**(C) Claim for Reservation under Scheduled Castes/Scheduled Tribes Quota**

- (i) Scheduled Caste/Scheduled Tribe candidates should obtain the caste/ community certificate from the Tahsildar in the prescribed format(Annexure IX) which should be uploaded while submitting application (See Annexure III & IV for the list of SC/ST communities). SC/ST community status of children of parents contracted inter-caste marriage will be subject to the orders/clarification issued in G.O(MS) No.25/2005/SCSTDD dated 20-06-2005 and the judgment dated 10-08-2005 of the Full Bench of the Hon'ble High Court of Kerala in WP 2483/2005 and connected cases and G.O(MS) No.109/2008/SCSTDD dated 20.11.2008.
- (ii) As per G.O.(MS)No.109/2008/SCSTDD, dated 20.11.2008, the children born of inter- caste married couple of which one of the parents is SC/ST can claim the status of SC/ST on proof of the conditions of acceptance, customary traits and tenets under which such children are brought up.
- (iii) The competent authority issuing SC/ST community certificate to children born of inter-caste married couple, of which one of the parents is SC/ST, should ensure that the claimant is subjected to same social disabilities and following the same customs and traditions and the community has accepted that person to its fold as such. The authority to issue caste certificate should also ensure that
  - (a) Each case shall be examined individually in the light of the existing facts and circumstances.
  - (b) The claimant has suffered disabilities – socially, economically and educationally.
  - (c) The society has accepted the claimant to their original fold as one among them and is living in the same social tenet.
- (iv) The Christian converts who have subsequently embraced Hinduism should upload caste/community certificate certificate in the prescribed format while submitting the application. The following certificate should also be got recorded by the revenue official below the certificate “The certificate is issued after observing the guidelines issued in Government Circular No.18421/E2/SC/ STDD dated 15.12.1987”.

The names of castes and communities are given in Annexures III and IV. For claiming SC/ST reservation Community Certificate from Tahsildar is to be obtained in the prescribed format and uploaded to the online application

- (v) The applications for the reserved seats of Scheduled Castes/Scheduled Tribes candidates which do not contain SC/ST Certificate (Community Certificate) from the Tahsildar in the prescribed format to the online application will not be considered on any account for claiming community reservation against the seat reserved for SC/ST candidates (vide G.O.(MS) 31/90/SCST/DD dated 25.05.1990).

***The community certificate should clearly specify that the candidate himself/herself (not the father or mother) belongs to the Scheduled Castes/Scheduled Tribes. The community***



*certificate as per G.O.(MS) No.136/07/RD, dated 27.04.2007 will be accepted.*

The candidates who are reconverted to Hinduism from Christianity, of Scheduled Caste origin, should upload community certificate from the Tahsildar concerned, to the online application, along with a copy of Gazette Notification regarding re-conversion. Such candidates should also upload the Sudhi Certificate and relevant page of the the school documents of the candidate and his/her parents

- (vi) The SC/ST claims in respect of those who have migrated from one State to another will be subject to the provisions of G.O (MS) No.10/86/SC/STDD dated 12.2.1986. Only the children of those who had migrated to this State before the promulgation of the Constitution (Scheduled Castes) Order 1950 and the Constitution (Scheduled Tribes) Order 1950 and ordinarily reside in this State can claim SC/ST benefits from the State of Kerala.

They must be able to prove this, if required. SC/ST claims in respect of candidates whose parents were natives of other states but migrated to the state of Kerala before 1950 shall upload documents of migration also.

- (vii) **Claim of OEC candidates against the unavailed seats of SC/ST candidates:** Other Eligible Community (OEC) candidates are eligible for the unavailed seats, if any, under SC/ST quota, as per GO(P) No. 135/87/H.Edn, dated 06.05.1987. They should specify their community status in the application. Such candidates should upload “Non-Creamy Layer Certificate” for State Government Education Purpose from the authority concerned in the proforma given in Annexure VIII as per GO(P)No.1/2015/BCDD dated 1/1/2015 and G.O(Ms)No.4/2015/H.Edn dated 5/1/2015. Relaxation in marks in the qualifying examination as in the case of SEBC candidates will be applicable to OEC candidates (As per GO(P) No.53/2000/SCSTDD dated 03.07.2000). The list of Other Eligible Communities is given in **Annexure V (a)** of the Prospectus.

**WARNING:**

1. Those who produce false SC/ST Certificate for claiming reservation under SC/ST quota shall be liable for the penalties stipulated in Section 15 of the Act referred to in Clause (C) above. Candidates and their parents who make such applications are warned that in addition to prosecution they will have to suffer the following consequences, in case the SC/ST certificate produced is found to be false and the candidate does not belong to any SC/ST communities, under Section 16 of the Act "Benefits secured on the basis of false community certificates will be withdrawn:"
2. Whoever not being a person belonging to any of the Scheduled Castes or Scheduled Tribes secures admission in any educational institution against a seat reserved for such castes or tribes or secures any appointment in the Government, Government Undertakings, Local Authority or in any other Company or Corporation owned or controlled by the Government or in any aided institution against a post reserved for such castes or tribes or enjoys any other benefits intended exclusively for such castes or tribes by producing a false community certificate shall, on cancellation of the false community certificate, be removed by cancelling the irregular admission in the concerned educational institution, or as the case may be, removed from the said service forthwith and any benefit enjoyed by him as aforesaid shall be withdrawn forthwith.

3. Any amount paid to such person by the Government or any other agency by way of scholarship, grant, allowance, stipend or any other financial benefit shall be recovered as if it is arrears of public revenue due on land.
4. Any degree, diploma or any other educational qualifications acquired by such person after securing admission in any educational institution on the basis of a false community certificate shall also stand cancelled on cancellation of the community certificate obtained by him.

**(D) Claim for reservation of candidates belonging to general candidates, who are classified as EWS**

As per the G.O.(MS) No.128/2020/HEDN dated.20.03.2020, Government have decided to implement reservation for Economically Weaker Sections in general category (EWS) to all Higher Educational Institutions other than Minority Institutions, where reservation to other backward classes are provided.

To avail reservation for Economically Weaker Sections in general category (EWS) the candidates should upload necessary certificates from concerned Village officer (Annexure XI/Annexure XII) to be considered under this category. The annual family income for EWS category candidates shall not exceed Rs.4 lakhs(Four Lakhs). There is no income limit to those EWS candidates belonging to Anthyodaya/Annayojana and Priority House Hold.

- (E) Candidates seeking admission in minority quota seats** (Christian/Muslim) available in Self-financing Colleges with Minority status should upload Community certificate/Minority Certificate obtained from the Village Officer concerned. If religion is correctly recorded in SSLC/Educational Certificate of the candidate it can be considered instead of the Community/Minority Certificate issued by the Village Officer. However, candidates belonging to the minority (Christian/Muslim) communities who are entitled to a Non Creamy Layer certificate for the SEBC reservation in the state for educational purpose can upload the same obtained from the Village Officer concerned for availing the claim. Candidates who have uploaded Non-Creamy Layer certificate need not upload the community certificate.

**(F) Claims for Fee Concessions**

1. **Claim for fee concession to OEC Candidates listed in Annexure V(a):** Candidates belonging to Other Eligible Communities are exempted from payment of fee at the time of allotment to professional Degree Courses under Government/Community quota as per G.O. (MS) No. 36/07/SCSTDD dated 03.07.2007. Those OEC candidates who have uploaded the Non-Creamy Layer Certificate for availing the applicable reservation will be granted the fee concession based on the Non-Creamy Layer Certificate. But those OEC candidates who do not come under Non-Creamy Layer Category should upload the Community Certificate obtained from the village officer to the online application for availing the fee concession.
2. **Claim for fee concession to the candidates belonging to communities listed in Annexure V (b):** Candidates belonging to the communities listed in Annexure V (b) whose annual family income is up to **Rs.6 lakhs** are exempted from payment of fee at the time of allotment to

Professional Degree Courses under Government/Community Quota as per GO (MS) No. 10/2014/BCDD dated: 23.05.2014. They should upload Community and Income Certificates from the Village Officer in the prescribed format to the online application.

3. **Claim for fee concession to the children of Fisherman:** Candidates who are the children of Registered Fishermen allotted against merit seats or against the seats reserved for them are exempted from payment of fees to Professional PG/Degree Courses as per G.O (MS)No.47/14/FPD, Dated 09.06.2014 if they upload a certificate from Fisheries Officer concerned of Kerala Fishermen Welfare Fund Board along with the application.
4. **Claim for fee concession to the inmates of Sri Chitra Home, Nirbhaya Home & Juvenile Home:** Candidates who are inmates of Sri Chitra Home, Nirbhaya Home & Juvenile Homes and other institutions run by Government allotted against Merit Seats are exempted from payment of fees to Professional Degree Courses as per G.O.(MS) No.130/90/H.Edn.,Dated.31.05.1990. Fee concession to these students will be provided based on the certificate issued to them by the Director, Department of Women and Child Development. Such students must upload this certificate with the application.

**No claims whatsoever regarding reservations or fee concessions will be considered after the closing date of application.**  
*Certificates in the e-district format can also be used.*

## 8. HOW AND WHEN TO APPLY

### 8.1 Application for appearing in the Entrance Examination

Candidates seeking admission to the course have to apply online through the website [www.lbscentre.kerala.gov.in](http://www.lbscentre.kerala.gov.in) of the Director of LBS Centre for Science and Technology. **Application Fee** for General and SEBC candidates is **Rs.1200/-** (Rupees One Thousand Two Hundred Only). In the case of SC/ST candidates and those eligible for SC/ST benefits as per G.O. (MS) No.25/05/SCSTDD dated 22.06.2005, the application fee is **Rs.600/-** (Rupees Six Hundred Only). Application fee can be remitted at any one of the branches of the Scheduled Bank (to be notified) in Kerala.

Candidates referred to in Clause 7(d)(f), who are children of Inter-Caste married couple of which one is SC/ST who will be eligible for educational and monetary benefits admissible to SC/ST as per Clause 2 (ii) of GO (MS) No.25/2005/SCSTDD dated 20.6.2005, should remit the fee meant for SC/ST and should upload an inter-caste marriage Certificate from the Revenue officials.

### 8.2 Remittance of Application Fee and Submission of Application Form

Application fee can be remitted by all applicants at any one of the notified branches of a Scheduled Bank in Kerala, either online or using the challan generated during the process of registration.

*The application fee once remitted will not be refunded under any circumstances.*

#### 8.2.1. Availability of Prospectus

Prospectus can be downloaded from [www.lbscentre.kerala.gov.in](http://www.lbscentre.kerala.gov.in). However, it will not be

available by post or from the Office of the Director of Technical Education, LBS Centres or from any other office.

## 8.2.2 Submission of Application Form

Candidate has to visit the website [www.lbscentre.kerala.gov.in](http://www.lbscentre.kerala.gov.in) and click the link **Various Allotments** . In the page thus obtained click on the link **Admission to MCA Course 2022-23**.

### Step 1: Registration

Candidate should click the button “NEW CANDIDATE”. The personal details of the candidates have to be filled in the page thus obtained. All the basic information, required in the application are to be filled in at this step. Before filling the details, read the Prospectus carefully. The data provided here will be used for processing the application. Any mistake in filling this sheet or providing false/incomplete/wrong information will affect the candidates eligibility for admission or claim for reservation under any category. It is obligatory that the candidate should fill all the items in the registration stage. If the data is filled completely, after confirming that all the information given are correct and true, click the **Save and Continue** button to complete the registration process.

### Step 2: Fee payment

At this step, the candidate has to make the payment of application fee by way of Online or by way of challan.

Select the Mode of Payment

#### A. Online Payment

The fee may be paid by credit card/debit card/Internet Banking. On successful payment of fee, a Payment Confirmation page will appear displaying the message ‘Transaction Successful’ .This page will display the Application number, Transaction Id, Challan number, Date and Amount. **Candidate should note this application number and challan number which will be required for future LOGIN OF FEE REMITTED CANDIDATES.** If the payment is unsuccessful, the message ‘Transaction Unsuccessful’ will be displayed. Due to communication failure, if the outcome of the payment attempt is not displayed, the Bank may be contacted to ensure whether the attempt was successful or not. If not, the transaction was unsuccessful and the payment needs to be made again and ensure that it’s successful. If the amount was debited from the account of the candidate for an unsuccessful transaction, the debited amount will be reverted to that account within 5-7 working days. After successful payment the candidate can resume filling of application.

#### B. Challan Payment

When mode of payment by challan is selected, a three part challan form (Candidate copy, office copy and Bank Copy) will appear on the screen. Candidate has to take a print out of the challan, produce the same in the bank and remit the requisite application fee at any branch of the designated bank (which will be notified later). The Challan will contain the system generated application number which the candidate should note for future login purpose.

After the remittance of fee in the bank, he /she will get back the candidate copy of the challan

from the bank. The candidate copy of the challan is to be retained by the candidate.

A candidate who remitted the fee by way of challan can continue with step 3 on the next day or within the prescribed time limit for completion of the online application submission process. The candidate has to click the button LOGIN (FEE REMITTED CANDIDATE). In the page thus obtained he/she has to enter the Application Number, Date of remittance, Branch and challan number regarding the fee remittance if logging in for the first time. Now facility will be provided for creating password. Also a Registration Id will be provided to the candidate.

**Candidate should note this Registration Id and password which are required for future login. The Candidate should keep them confidential.**

### **Step 3: Application Entry and uploading of Photograph/Signature/Certificates/Documents**

The candidate should fill all the remaining items in the application entry stage.

A recent passport size photograph of the candidate and Signature of the candidate, all in jpeg format of given specifications are to be uploaded (Refer Annexure XIII for guidelines). In addition all the certificates and documents in support of the various claims made in the application should be uploaded. Nativity proof as stipulated in clause 5(a) and proof for date of birth are mandatory. When a candidate selects an option in the application, the button to upload the corresponding certificate/document, if any, required, will be activated against that option. The candidate will have to upload the same there itself, without which, the candidate will not be able to proceed. If more than one document have to be uploaded for a single claim, all the documents should be converted into a single PDF file and uploaded.

### **Step 4: Final Confirmation and Print Application**

After completing step 3, the candidate can “Preview” the application before confirmation and submission. After Preview the candidate has to accept the declaration and make final submission. The facility to accept the declaration (Tick box) will be enabled only if all the mandatory fields are filled and uploading of supporting documents and images are completed. Candidate should then take a printout of the Application Form page from the online application for future references.

The candidate will get an acknowledgement following the Final Confirmation. Candidate can take a printout of this acknowledgement or make a note of the acknowledgement number for future reference.

***Applications of candidates who have not made final confirmation will be considered incomplete and will not be considered under any circumstances.***

Applications should be complete in all respects. A candidate will be considered eligible for positioning in the Ranklist, only if he/she has uploaded the relevant certificates prescribed in the Prospectus, in proof of eligibility, or in support of any claim for reservation, under any category. Candidates are directed to keep a copy of the printout of Application Form page of the online application for future reference. **Do not send the printout of the page and supporting documents to the Office of Director, LBS Centre by post /e-mail/ in person.** Candidates are liable to produce all the original documents at the time of admission at the concerned allotted institution.

**Candidates are requested to keep the Password and Registration ID strictly confidential to**

**protect their interest. Do not send the printout of the page and supporting documents to the Office of Director, LBS Centre by post /e-mail/ in person.**

**9. CERTIFICATES/ DOCUMENTS TO BE UPLOADED ALONG WITH THE APPLICATION**

1. Scanned copy of the S.S.L.C book or any other relevant record to prove date of birth.
2. Any one of the certificates as per clause 5(a) to prove nativity.
3. Documents to prove Academic Eligibility: Degree Certificate / Final Year/Semester Marklists Hall Ticket of Final Year/Semester Examination. 10+2 Certificate if applicable. Proof of having studied Mathematics at Degree Level (of all semesters where mathematics is studied) if applicable
4. Scanned copy of Equivalency Certificate for candidates who have passed Degrees equivalent to those mentioned in Academic Eligibility.
5. Scanned Copy of Non Creamy Layer Certificate if applicable
6. Scanned Copy Community Certificate if applicable.
7. Scanned Copy Inter-Caste marriage certificate in the prescribed format, if applicable
8. Scanned copy of Certificate from the Medical Board for Persons with Disabilities.
9. Scanned copy of the certificate from a Medical Officer not below the rank of Assistant Surgeon to the effect that the candidate is fit enough to undergo the M.C.A. Course (only for candidate claiming PD reservation seat)
10. Scanned copy of Income & Community Certificates in the prescribed format if applicable
11. Scanned copy of EWS Certificate issued by Village officer (Applicable to general community candidates, claiming EWS reservation).
12. Any other documents mentioned in the Notification of the Director, LBS Centre for Science and Technology.

**Note: All certificates required such as community, nativity, minority etc. will also comply to GO(P)No1/2021/PIE&MD dated 7.10.2021 with all the provisions thereof.**

**Validity of Certificates:** The validity of various certificates will be as given in the following table:

Sl.No	Certificate	Validity (as on Closing Date of Application)
1	Non Creamy Layer Certificate	One year
2	Community Certificate & Minority Certificate	Three years
3.	Income Certificate	One year

***Certificates issued after the closing date of application will not be considered***

**WARNING:** *Incomplete applications with defective or incomplete certificates or without signature/office seal of the issuing authority will be rejected. No opportunity will be given to incorporate any details/certificates after submission of the online application.*

**9.1 Publishing of accepted data after Initial Screening**

The personal and academic details and reservation claims, accepted after initial screening, will be published in website [www.lbscentre.kerala.gov.in](http://www.lbscentre.kerala.gov.in) for verification. Candidates must verify these details. In case of any complaint, the candidate portal will be opened for a specified period for rectification of defects and for uploading of valid documents where necessary. Candidates alone will be responsible for consequences of non verification of their accepted data/details and rejection of application for want of valid documents. **No chance will be given to the candidates after the stipulated time. Complaints will not be accepted under any circumstances, after the stipulated time.**

## 10. **ENTRANCE EXAMINATION**

Entrance examination will be conducted by the Director, LBS Centre for Science and Technology for the selection of candidates for admission to MCA Course. All candidates who are eligible for admission and whose application have been accepted will be allowed to appear for the Entrance Examination. The Entrance Examination will be of **two hours** duration and will be conducted at selected venues in **Thiruvananthapuram, Ernakulam and Kozhikode**. This may change depending upon the number of candidates. Admit cards for Entrance Examination will have to be downloaded by the candidate from their homepage at the website [www.lbscentre.kerala.gov.in](http://www.lbscentre.kerala.gov.in) during the time period notified. Admit cards will not be sent by post to the candidates.

(a) The pattern of examination is as follows:

S.No	Subject	Topics	No of Questions
1	Computer Science	Problem Solving and Programming using C, Data Structures & Analysis of Algorithms, Digital Fundamentals & Computer Organization, Object Oriented Programming Concepts, Database Fundamentals, Operating Systems Basics.	50
2	Mathematics & Statistics	Plus-2 Level Topics	25
3	Quantitative Aptitude Logical Ability	Graduate level questions	25
4	English	Basic Grammar & Comprehension	15
5	General Knowledge	Current Affairs	5
<b>TOTAL</b>			<b>120</b>

- Number of Questions : 120
- Total Marks : 120
- Each question carries : 1 mark
- Total Time : 120 Minutes
- Mode of questions : Objective type multiple choice.

- Medium of examination : English

**(b) Syllabus - Computer Science**

**Problem Solving and Programming using C**

Algorithm, Pseudocode, Structured Programming, Introduction to C Language, Operators and expressions, Data input and output, Control statements, Functions, Arrays, Familiarity with Structures, Pointers

**Data Structures**

Linked List, Familiarity with Stack and Queue Data Structures, Bubble sort

**Operating System Fundamentals**

Overview of operating systems, functionalities and characteristics of OS. The concept of a process, operations on processes, process states, concurrent processes, process control block, process context. Processor scheduling, scheduling algorithms, critical sections, Memory organisation and management, storage allocation. Virtual memory concepts, File organisation: blocking and buffering, file descriptor, directory structure.

**Digital Fundamentals & Computer Organization**

Number systems, binary and decimal systems. Representation sign magnitude form, Binary coded decimals, Arithmetic operations in binary, Addition and Subtraction, Logic gates. Truth table and, or and nand gates, flip-flops, sequential logic. Introduction to computer architecture, specifications of modern personal computers.

**Object Oriented Programming Concepts**

Classes, Objects, Encapsulation, Inheritance, Polymorphism, Dynamic binding, Method overriding, Access specifiers - private, public, protected

**Database Fundamentals**

Database fundamentals, ER modeling, Relational models, Normal forms

- c) Answer sheets (OMR Answer sheets) will be given to mark the answers. All entries in the OMR Answer sheet including the filling of bubbles should be done by using ball point pen (blue or black ink) only (Refer Annexure XIV).
- d) All questions will be of objective type and will be given in the form of a Question Booklet. Each answer with correct response shall be awarded one mark. More than one answer indicated against a question will be deemed as incorrect response. No marks will be deducted for incorrect response and zero marks for the questions not answered.
- e) The Question Booklets can be taken by the candidates at the end of the Examination.
- f) In the case of tie in the total marks in the Entrance Examination, the candidates scoring higher marks in the section 'Computer Science' in the Entrance Examination will be placed higher in rank. If the tie still exists, the candidate having higher marks in the section "Mathematics & Statistics" in the Entrance Examination will be given preference. If the tie still persists, the candidate having higher marks in the section " Quantitative Aptitude & Logical Ability" in the Entrance Examination will be given preference.
- g) If any candidate has any complaint regarding the answer keys, the same should be



submitted to the Director, LBS Centre for Science and Technology, within 3 working days from the date of publication of answer keys in the website [www.lbscentre.kerala.gov.in](http://www.lbscentre.kerala.gov.in). Complaints received after the stipulated date will not be considered under any circumstances.

**h) Publication of Results** - The rank list for admission to the course will be published on the basis of the total marks secured by the candidates for the Entrance Examination. Those who have secured zero marks will not be included in the rank list.

***Warning:*** - *Any malpractice or attempt to commit any kind of malpractice in the examination will result in the summary disqualification of the candidate.*

## **11. CENTRALISED ALLOTMENT PROCESS (CAP) AND ONLINE SUBMISSION OF OPTIONS**

The Allotment Process will be done through a Single Window System (SWS) of Allotment to give allotments to the various Government/ Aided/ Private Self Financing Colleges/ Self Financing Colleges under Govt. Control based on the options submitted online by the candidates who have been included in the rank list for admission to the MCA Course 2022-23, Kerala. It is a simple and transparent process of allotment to the courses and it gives the candidate opportunity to exercise his/her options for colleges of his/her choice conveniently in the order of his/her preference considering all those available to be chosen from. The allotments will be strictly based on the options exercised, the rank obtained and eligible reservations of the candidate. Candidates should register options only to those colleges, which they are sure to join on allotment. If the candidate fails to remit fee/join the college, he/she will not be eligible for any further allotment to the course.

- 11.1** (a) The Single Window System of Admissions for the MCA Course 2022-23 will be done by the Director, LBS Centre for Science and Technology.
- (b) Seats in the Government/ Aided/ Private Self Financing Colleges/ Self Financing Colleges under Govt. Control to be allotted by the Director, LBS Centre for Science and Technology will be included in the SWS and will be done as per the provisions of allotment.
- (c) Candidate to register options: Options can be registered only through the website, [www.lbscentre.kerala.gov.in](http://www.lbscentre.kerala.gov.in). Candidates included in the MCA Course 2022-23 rank list will have to register their options in the '**Home Page**' of the candidate through the website within the stipulated period of time. Candidates can access this website and follow the instructions given therein to register their options for colleges. *Options submitted to the Director, LBS Centre for Science and Technology by Fax, Post, Hand Delivery etc., will not be processed or considered on any account for allotment of seats.*
- (d) Time schedule for registering options: The facility for registering of options will be available only during the period specified in the notifications to be issued by the Director, LBS Centre for Science and Technology. Wide publicity will be given through electronic and print media regarding the schedule and related matters. The facility will be withdrawn once the time period is over *and candidates* will not have access to this facility after this time period. *A candidate, not registering his/her options as per the time schedule announced, will not be considered for allotments under any of the seats*

available then, irrespective of his/her rank.

- (e) Eligibility for registering options: Only those candidates included in the Rank List published by the Director, LBS Centre for Science and Technology for MCA Course 2022-23 based on the Entrance Examination are eligible to register their options online. Moreover, the candidates registering their options should satisfy all the eligibility conditions with regard to Nativity (Clause 5(a)), Academic qualifications (Clause 5(b)) etc., of the prospectus for admission to MCA Course 2022-23. **Academic eligibility should be satisfied on the date of admission to the Course.**
- (f) Essentials for registering options: Candidates should have particulars such as **Application Number** and **Password** which he/she has created.
- (g) Procedure for Registering Options\_: Any candidate, who wishes to register his/her options, should have the **Application Number** and **Password**, readily available with him/her. The candidate must also have access to internet facility. The candidate should follow the procedure given below for registering options:
- (i) Accessing the website: The candidate can access the website, [www.lbscentre.kerala.gov.in](http://www.lbscentre.kerala.gov.in) from any computer having internet facility. The platform can be Windows-based or Linux-based and any browser will be sufficient.
- (ii) Logging on to the Candidate's Home page: The candidate can log on to his/her home page by entering the credentials (i.e., Application number and Password) correctly. If the system finds that the one who has requested for 'login' is the genuine candidate, the candidate will be directed to his/her 'Home Page'. If any discrepancy is observed by the system on these credentials, the candidate will not be permitted to proceed further.
- (iii) Colleges available for registering options: The list of Colleges for allotments through the SWS will be available in the website. The 'Option Registration' link when clicked will show all the Government/ Aided/ Private Self Financing Colleges/ Self Financing Colleges under Govt. Control, Total Seats and Course fee applicable to the candidate.
- (iv) How to register options in his/her Home Page: By entering the option number for a college, the candidate can type his/her preference numbers for the colleges displayed. Here all the eligible options of the candidate will be displayed and the candidate is expected to enter his/her preference number for a particular college.
- (v) Registering of the Options and saving/revising the Options registered: All eligible options of the candidate will be displayed. The candidate may follow the directions given therein to register the options. The data entered may be saved regularly by clicking the '**Save**' button, so that the data already entered is not lost due to unexpected reasons. The candidate should enter only those options in which he/she is interested. Candidates should also note that he/she will be considered for allotment only to those colleges opted by him/her. So, a candidate who has not opted for a college will not be considered for allotment to that college. The registered options will be displayed in the order of preference number under the title "Selected College Preference List". The registered options can be cancelled by entering the number '0' or by clicking 'Remove' button against that particular option to be cancelled and click the 'Save' button. All options registered by the candidate will be processed. If a candidate gets allotted to a particular seat, based on his/her option, he/she is bound to accept it, failing which, he/she will lose that allotment.
- (vi) Viewing and Printing of the Option List based on the options registered: Once the candidate completes the option entry, he/she can view his/her options by clicking on the

link provided. **An option list will be generated and the candidate can take a printout of the same and keep it for future reference.** If the candidate wants to change his/her options already registered, he/she may revise the options as desired and ensure that the option list has come as per his/her preference.

(vii) Logging off from the Home page: Once the candidate is satisfied with the options registered, he/she should 'Log off' the system by clicking on "logout" link. The process of 'Registration of Options' is complete when the candidate logs off. This action is compulsory for preventing the misuse of his/her Home Page by others.

(viii) Rearranging option priority: A candidate may change his/her option priority any number of times within the time schedule permitted. The priority of options registered at the time of closing of the facility for registering options alone will be considered for processing.

**11.2 Processing of Options and Allotment**: After the period earmarked for registering options, they will be processed and the allotment for all colleges will be published on the website, "www.lbscentre.kerala.gov.in", on the date notified by the Director, LBS Centre for Science and Technology.

Note: 1. There will be two regular online allotments. After each allotment the candidate can pay the required fee / additional fee as indicated in the Fee Payment Slip which will be available for download from the student home page. The fee can be paid using the fee payment slip or by online.

Note: 2. Those candidates who fail to remit the fee on or before the date specified will lose their current allotment and will not be considered in the remaining regular allotments. Such candidates can participate only in the Special/Spot allotments if any, conducted.

Note: 3. The provisional Allotment Memo will be available after the Second Allotment. Candidate can take a printout of this memo to be presented at the time of admission in the college. The candidates are required to join the college only after the second allotment as per the prescribed schedule, which will be shown in the allotment memo.

### **11.3 The First Allotment**

The allotment of a candidate can be seen in the Home page of the candidate. It will show the College to which the candidate is allotted along with the fee to be remitted. Those candidates who fail to remit the fee on or before the date specified will lose their current allotment and will not be considered in the remaining regular allotments.

If a candidate is allotted his/her first option and accordingly remitted the prescribed fee, that candidate is bound to accept the allotment. However they can participate in Special/Spot allotments conducted, if any.

### **11.4 Cancellation of options/alteration of priority of options:**

**11.4.1** Candidates who remit the fees within the prescribed time limit will have the facility to cancel/alter the priority of their higher order options in the list of options registered by them before the next allotment. This facility will be activated in the 'Home Page' of the candidates on the dates notified.

**11.4.2** After the allotment, the options below the 'allotted one' of the candidate will

automatically be removed from the option list of the candidate. For example, if a candidate had registered 20 options in all, and if he/she is allotted his/her 10th option, all options from 10 to 20 will be removed from the option list. Since the 10th option is the allotted one, it will not be seen in the option list. Options from 1 to 9 only will remain valid and will be considered for future allotments.

**11.4.3** If a candidate is satisfied with an allotment and does not want to be considered against his remaining options, he/she will have the facility to cancel all the remaining options or specific options among the remaining options as per his/her desire. The candidate will also have the facility to alter the priority of the remaining options. But the candidate will not be permitted to register any fresh option to the existing ones.

**11.4.4** The facility for cancellation/deletion/alteration will be available as notified, after which the facility will be withdrawn. A candidate retaining all or any of his/her higher options after an allotment, is bound to accept the new allotment, if any granted. In such cases, he/she will not be permitted to retain the earlier allotment if any under any circumstances.

## **11.5 The Second Allotment**

The second allotment will be published on the date to be notified. If a candidate has a different allotment than the one accepted in the previous allotment, the fee for which is higher than that remitted as per the previous allotment, he/she will have to remit the difference in fee. The amount to be remitted in this manner will be shown in fee payment slip. If the fee for the course allotted in the current allotment is less than or same as the fee remitted as per the previous allotment, no further remittance is to be made by the candidate. Excess amount remitted by the candidate, if any, will be refunded, after the completion of the entire Allotment process.

**Provisional Allotment Memo:** After the second allotment is published, candidates can take a print of the Allotment Memo by logging in, which will be available then. The allotment memo will contain all details of the candidate along with the college to which the candidate stands allotted finally [as on the second allotment]. The candidate can take a printout of this memo to be produced at the time of admission. The allotment memo and Receipt of Fee must be produced at the time of admission along with other documents.

**Forfeiture of the claims in CAP:** The claims in Centralised Allotment Process conducted by the DIRECTOR, LBS CENTRE will be cancelled under the following reasons: (i) Non payment of tuition fee as specified in the fee payment slip. (ii) Non joining of the course/college within the stipulated time as specified by the DIRECTOR, LBS CENTRE.

## **11.6 Remittance of Fee**

(a) The prescribed fee for the course will have to be remitted by the candidate to the account of the Director LBS Centre in any one of the branches of a prescribed scheduled bank which will be notified later or by way of online payment as per the time schedule prescribed.

On remitting the fee, a fee receipt will be issued by the bank to the candidate/can be printed from the Online Payment page, which shall be produced in the college at the time of admission.

For Cash Payment, the student can click on the link 'Fee Payment Slip' in the allotment page, which will show a Slip showing the fee to be paid towards Part payment of tuition fee. The candidate will have to take a printout of this slip and pay the fee at any branches of the prescribed scheduled bank which will be notified later. The candidate shall get the fee payment slip endorsed by the bank. This shall be produced at the time of admission in the college.

To make online payment of the tuition fee the candidate can click on the related link shown on the allotment page and proceed further.

- (b) Candidates who get allotment in Government/Aided colleges will have to remit the prescribed fee as mentioned in clause 11.6 and those who get allotment in self financing college will have to remit a token fee of ` 10000/- as part of tuition fee.
- (c) SC/ST/OEC and other candidates having fee concession, who get allotment, in Government seats shall remit a token amount of ` 1000/- (as part of Caution Deposit). Those candidates who fail to remit the fee on or before the date specified will lose their current allotment as well as their chance to participate in remaining regular allotments.

<b>Important</b>	
1)	Fee remitted by way of Demand Draft/Cheque etc. will not be accepted under any circumstances.
2)	The list of candidates who remit fees will be updated regularly at the website <a href="http://www.lbscentre.kerala.gov.in">www.lbscentre.kerala.gov.in</a> . Candidates who remit fees should verify the list and ensure that their names have been included in the list. If any discrepancy is noted, the candidates should immediately bring it to the office of the DIRECTOR, LBS CENTRE, Kerala.

**11.7 FEE**

<b>Government/Aided Colleges</b>	<b>Rs.7640/-</b>
<b>Private/Govt. Controlled Self Financing Colleges</b>	<b>Token fee of Rs.10000/- to be paid initially</b>
<b>Fee for SC/ST/OEC and others having fee concession.</b>	<b>Token fee of Rs.1000</b>

**11.8 Admission to the Course:** Candidates allotted to colleges, and who have remitted the fees as prescribed, should take admission in the allotted college as per the schedule published by the Director, LBS Centre for Science and Technology. Candidates who do not take admission will lose their current allotment. However they can participate in the special/spot allotments if any, conducted.

**11.9 Further Allotments:** Details regarding further allotments will be notified by the Director, LBS Centre for Science and Technology. **Spot/Special Allotments** will be conducted if necessary to fill vacant seats after the regular allotments. Candidates who have taken admission in private self financing engineering colleges must obtain Unconditional No Objection Certificate(NOC) to

participate in such Spot/Special Allotments.

## 12. Post Allotment Activities:

(a) **Reporting at the College:** Candidates who get allotment will have to report to the Principal/Head of the Institution concerned for admission on the dates notified with the required documents.

(b) **Admissions**

Admission to the college will be made by the Principals of the Colleges after Allotment, after the conduct of the personal interview with the candidates and their parents/guardians. The candidates who do not participate in this personal interview will not be eligible for admission.

### DOCUMENTS (IN ORIGINAL) TO BE PRODUCED AT THE TIME OF ADMISSION

1. Admit Card of the Entrance Examination.
2. Allotment Memo and Fee receipt.
3. SSLC or any relevant school records to prove date of birth.
4. Originals of Degree Certificate and Mark list of all parts of the qualifying exam.
5. Originals of Certificates, the copies of which are enclosed with the print out of application form.
6. Transfer certificate and conduct certificate from the institution where the candidate studied last.
7. Two copies of passport size photograph of the candidate.
8. Candidates who passed their qualifying examination from Universities/Boards outside the State shall produce "Eligibility Certificate / Equivalency Certificate" from any of the Universities in Kerala.
9. Applicant who is employed or a trainee in Government service, Scheduled Bank etc. should produce, at the time of interview, a relieving order and a certificate of good conduct from the Head of the office where the applicant is employed.
10. The student who qualifies from other universities should produce migration certificate at the time of admission.

**Note:** All certificates as listed above must be produced for verification at the time of admission. Candidates will not be given any chance to produce the original documents/certificates asked for, on a subsequent occasion.

(c) **Verification of Documents:** The Principal/Head of the College or Institution shall be personally responsible for verification and satisfaction of the correctness of the records produced by the candidate at the time of seeking admission in the college/institution. The Universities concerned shall also verify the records produced by the candidates securing admission in the colleges/institutions coming under them by deputing special teams and submit report to Government within 10 days from the last date fixed for final allotment of seats.

***Principal/Head of the Institution will be personally responsible for verification of eligibility conditions as prescribed in the Prospectus, when the candidate reports for admission. Only those candidates who are found to be qualified as prescribed shall be admitted to the college/institution, irrespective of the fact that he/she has an allotment through the SWS.***

- (d) Failure to Report for Admission:** Candidates who do not pay the tuition fee or do not take admission on the prescribed date will lose their allotment.
- (e) Admission/Allotment** of seats is governed by a statewide principle of selection. Accordingly, the total seats available in all the Institutions will be distributed statewide for the different categories by applying mandatory reservation principle as mentioned in Clause 6 (B). While doing selection as per the statewide break up of seats, an institution wise break up of seats for the various categories following the principle of reservation, will also be maintained for the allotment of seats in each college.
- (f) Selection / Allotment of College:** Selection/Allotment of a candidate to any college will be based on the rank of the candidate and the availability of seats, at that point of time when the candidate files option. The procedure adopted for admission will be as per the selection principle approved in G.O. (MS) No.122/98/HEdn dated 7-10-1998. According to the G.O., “candidates of the reserved category who will otherwise come in the open merit list will be allotted to the college of his choice provided he would have been eligible for allotment to that college if he was treated as candidate coming under reservation quota. While a reserved category candidate entitled to admission on the basis of his merit will have the option of taking admission to the colleges where a specified number of seats have been kept reserved for reserved category, when computing the percentage of reservation he will be deemed to have been admitted as an open category candidate and not as a reserved category candidate”.
- i. The allotment to colleges will be as per the break-up of seats in each college. But on applying the principle of selection mentioned above, the break-up of seats for allotment in certain colleges are likely to change.
  - ii. Allotment of Government seats in all Self financing Colleges will be done college/institution wise in accordance with the reservation policy of the Government.
  - iii. Allotment memo will be issued to the selected candidates in the Centralised Allotment Process. It is obligatory for the candidates to report to the College to which he/she is selected. Candidates should report for admission to the college with their parents/guardians. No extension of time for reporting to the college will be granted under any circumstances. Failure to appear before the Principal concerned for joining the course on the notified date and time will result in the forfeiture of his/her admission to the course.
  - iv. Vacancies arising after the first round of allotment of seats will be filled up according to the rank and options submitted by the candidates and observing the reservation rules on the basis of the priority given in the option form. There will be no mutual transfer between the candidates from one college to another.
- (g)** If a candidate who got admission in any Allotment of any phase under CAP conducted by the Director, LBS Centre for Science and Technology, discontinues the course by taking TC to join another college or course which is not the part of CAP or for any other reasons not related to CAP, such candidate will not be considered for further allotment Process in the CAP.
- (h)** No allotment of seats to the 1st year of the Course will be made after the last date of closing of admission even if vacancy / vacancies arise thereafter.

- (i) Weeding out Rule: The records of the MCA Entrance Examinations will be preserved upto 31st December of the year of conduct of Entrance Examination.

### **13. Preventive Measures Against Ragging:**

According to the Kerala Prohibition of Ragging Act, 1998, 'ragging' means doing of any act by disorderly conduct to a student of an educational institution, which causes or is likely to cause physical or psychological harm or raising apprehension or shame or embarrassment to that student and includes teasing or abusing or playing practical jokes or causing hurt to such students or asking a student to do any act or to perform something which such student will not in the ordinary course be willing to do.

All institutions will have to abide by the directives of the Honourable Supreme Court of India, Dated May 16, 2007 in SLP No. (S) 24295 of 2006 University of Kerala Vs Council, Principal's, Colleges, Kerala & Ors [with SLP (C) No.24296-99/2004 & W.P (CrI) No. 173/2006 & SLP (C) No.14356/2005] and the recommendations approved by the Honourable Supreme Court of India on effective prevention of ragging in educational institutions.

In case, the applicant for admission is found to have indulged in ragging in the past or if it is noticed later that he/she has indulged in ragging, admission may be refused or he/she shall be expelled from the educational institution. It shall be the collective responsibility of the authority of the institution to see to it that effective steps for preventing ragging are taken. Anti-ragging committees and anti-ragging squads will have to be formed to take effective measures against ragging and they should adhere to the stipulations and effectively monitor and comply with the directives.

Each of the student of the institution and his/her parents, or guardian are required to submit a combined undertaking at the time of registration/admission in prescribed format available in Annexure X which is mandatory for registration/admission.

### **14 . No Liquidated Damages**

As per G.O.(Rt)No.77/2019/H.Edn dated 18.01.2019, the liquidated damages are fully exempted and stated that the clause of chapter 7.13 of AICTE approval process Hand Book 2019-2020 stated as follows:

- 14.1 In the event of a student withdrawing before the start of the course, the entire fee collected from the student, after a deduction of the processing fee of not more than Rs.1000/- (Rupees One thousand only) shall be refunded by the Institution. It would not be permissible for institutions to retain the school/institution leaving Certificates in original.
- 14.2 In case, if a student leaves after joining the course and if the vacated seat is consequently filled by another student by the last date of admission, the institution must refund the fee collected after a deduction of processing fee of not more than Rs. 1000/- (Rupees One thousand only) and proportionate deductions of monthly fees and hostel rent, where applicable.
- 14.3 In case the vacated seat is not filled, the Institution should refund the Security Deposit and return the original documents.
- 14.4 The Institution should not demand fee for the subsequent years from the students cancelling



their admission at any point of time. Fee refund along with the return of certificates should be completed within 7 days.

- 14.5 Institutions not following guidelines issued by the Council regarding refund of fee for cancellation of admission or delaying refunds shall be liable to any one or more of the following punitive actions by the Council.
- Fine for non-compliance of refund rules of the fee levied against each case shall be five times the total fee collected per student.
  - Suspension of approval for NRI and Supernumerary seats, if any, for one Academic Year.
  - Reduction in “Approved Intake”
  - No admission in one/more course(s) for one Academic Year
  - Withdrawal of approval for program(s)/course(s)

### **15. Other Items**

- a) Director of Technical Education or Director, LBS Centre for Science and Technology will not entertain any request for change of the date of Entrance Examination or Centralised Allotment Process or enquiries with regard to the date of declaration of the results.
- b) The Allotment for admission to MCA course-2022-23 will be done by The Director, LBS Centre for Science and Technology under the supervision of DTE, Kerala.
- c) Candidate will not be permitted to take items such as Pencil, eraser, correction fluid, calculator, electronic gadgets, mobile phones etc, in to the examination hall. Any attempt of malpractice in the Examination will result in the disqualification of the candidate and will lead to debarring of the candidate for not less than two years. Barcode tampering will also be treated as an act of Malpractice.
- d) All disputes pertaining to the Examination, selection or admission shall fall within the jurisdiction of the Hon'ble High Court of Kerala.
- e) Any other items not specifically covered in this prospectus will be decided by the Director of Technical Education, Kerala/Director, LBS Centre for Science and Technology and their decision shall be final and he is also empowered to cancel any admission found to be illegal subsequent to the admission.

**Director of Technical Education**

**ANNEXURE I**

<b>List of colleges that participated in the CAP 2021-22 (Final list for 2022-23 will be published in the website later)</b>							
<b>Sl. No</b>	<b>College Code</b>	<b>Name &amp; Address</b>	<b>Type</b>	<b>Approved intake</b>	<b>Govt merit seat</b>	<b>Affiliated University</b>	<b>Minority Institution</b>
<b>Govt. Institutions</b>							
1	TVA	College of Engineering, Sreekaryam, Thiruvananthapuram. Ph: 0471-2515555	G	60	60	APJ Abdul Kalam Tech. University	No
2	TRA	Government College of Engineering, Ramavarmapuram, Thrissur – 680 009. Ph: 0487-2334144	G	30	30	APJ Abdul Kalam Tech. University	No
3	RIA	Rajiv Gandhi Institute of Technology, Velloor P.O, Pampady, Kottayam – 686 501.	G	60	60	APJ Abdul Kalam Tech. University	No
<b>Aided Institutions</b>							
4	TKA	TKM College of Engineering, Kollam.Ph:0474-2713126	A	40	<b>34</b>	APJ Abdul Kalam Tech. University	Yes
5	MHA	Mar Athanasius College of Engineering, Kothamangalam-686 666. Ph: 0485-811363	A	30	<b>26</b>	APJ Abdul Kalam Tech. University	Yes
<b>Self Financing College (Govt. Controlled) Kozhikode District</b>							
<b>(Allotment is for 100% of the Total Seats)</b>							
6	CEA	College of Engineering Vadakara, P.O. Mandarathur P.O, Vadakara - 673105, Kozhikode , Ph:0496-2537225	S	60	60	APJ Abdul Kalam Tech. University	No
<b>Self Financing College Thiruvananthapuram District</b>							
<b>(Allotment is only for 50% of the Total Seats)</b>							
7	LMA	Lourdes Matha College of Science & Technology, Kuttichal, Trivandrum-695574 Ph:0472-2851166	S	60	30	APJ Abdul Kalam Tech. University	Yes
8	MTA	Mohandas College of Engineering & Technology, Anad, Nedumangad, Trivandrum. Ph:0472-2814578	S	60	30	APJ Abdul Kalam Tech. University	No
9	HMA	CHMM College of Advance Studies Metca Land, Chavarcod, Palayamkunnu P.O, Varkala, Thiruvananthapuram ,Kerala Ph: 0470-667617	S	60	30	Kerala University	Yes

10	PAA	P.A. AZIZ College of Engineering & Technology, Green Hills, Karakulam, Thiruvananthapuram	S	30	15	APJ Abdul Kalam Tech. University	No
<b>Self Financing College Kollam District</b>							
<b>(Allotment is only for 50% of the Total Seats)</b>							
11	SIA	Sree Narayana Institute of Technology, Vadakkevila. P.O, Ayathil, Kollam - 691 010. Ph: 0474-2723156	S	60	30	Kerala University	No
12	MMA	Marthoma Institute of Information Technology, Chadayamangalam, Ayur, Kollam-691534 Kerala Ph: 0474 - 2476535	S	60	30	Kerala University	Yes
<b>Self Financing College Pathanamthitta District</b>							
<b>(Allotment is only for 50% of the Total Seats)</b>							
13	KVA	K V V S Institute of Technology, Kaithaparambu, (via) Enathu, Adoor – 691 526. Ph: 0473-4244050	S	60	30	Kerala University	No
14	MLA	Musaliar College of Engineering & Technology, Kumpazha, Pathanamthitta. Ph:0468-2301702	S	60	30	APJ Abdul Kalam Tech. University	Yes
15	MZA	Mount Zion College of Engineering, Kadammanitta, Naranganam, Kozhancherry, Pathanamthitta, Kerala -689649	S	60	30	APJ Abdul Kalam Tech. University	Yes
16	MAA	Mar Athanasios College for Advanced Studies, Thiruvalla, Pathanamthitta-689101 Ph:0469-2730301(MACFAST)	S	120	60	MG University	Yes
<b>Self Financing College Alappuzha District</b>							
<b>(Allotment is only for 50% of the Total Seats)</b>							
17	KEA	KVM College of Engineering and Information Technology, Kokkothamangalam P.O, Cherthala, Alappuzha-688583. Ph:0478-2811080	S	60	30	APJ Abdul Kalam Tech. University	No
<b>Self Financing College Kottayam District</b>							
<b>(Allotment is only for 50% of the Total Seats)</b>							
18	ACA	Amal Jyothi College of Engineering, Koovappally P.O, Kottayam-686518 Ph: 04828-305500	S	120	60	APJ Abdul Kalam Tech. University	Yes
19	KJA	Kristu Jyothi College of Management Technology, Chethipuzha, Kurisummodu.P.O., Chagnassery, Kottayam, Kerala 6861004 Ph: 0481-2720696	S	60	30	MG University	Yes

20	SJA	St. Joseph's College of Engineering & Technology, Choondacherry P.O, Plassanal, Palai-686579 Kottayam Ph: 04822-239301	S	60	30	APJ Abdul Kalam Tech. University	Yes
21	SPA	School of Technology and Applied Sciences(STAS), Pullarikkunnu , Malloosery, Kottayam-686 041	Govt. Controlled	30	15	MG University	No
<b>Self Financing College Idukki District</b>							
<b>(Allotment is only for 50% of the Total Seats)</b>							
22	SGA	Santhigiri College of Computer Sciences, Vazhithala P.O, Thodupuzha, Idukki	S	60	30	MG University	Yes
<b>Self Financing College Ernakulam District</b>							
<b>(Allotment is only for 50% of the Total Seats)</b>							
23	SNA	Sree Narayana Guru Institute of Science & Technology, Thekkethazham, Manjali, North Paravur, Ernakulam-683520 Ph: 0484-2440220	S	90	45	APJ Abdul Kalam Tech. University	No
24	MEA	MES- Advanced Institute of Management and Technology (MES-AIMAT), Marampally, Aluva-683107, Ernakulam. Ph: 0484-2679967	S	120	60	MG University	Yes
25	NMA	Nirmala College, Muvattupuzha, Ernakulam-686661. Ph : 0485-28363	S	120	60	MG University	Yes
26	DIA	DePaul Institute of Science and Technology, De Paul Nagar, Angamaly, Ernakulam. Ph: 0484-2911811	S	60	30	MG University	Yes
27	UCA	Union Christian College, Aluva. Ernakulam-683102 Ph: 0484-2603633	S	120	60	MG University	Yes
28	SMA	SCMS School of Technology & Management,SCMS Campus, Prathap Nagar, Muttom, Cochin, Ernakulam-683106 Ph:0484-2625004	S	30	15	MG University	No
29	SCA	SCMS School of Engineering and Technology,Vidya Nagar, Palissery, Karukutty, Ernakulam-683582. Ph: 0484-2450330	S	30	15	APJ Abdul Kalam Tech. University	No
30	SRA	Sree Narayana Gurukulam College of Engineering, Kadayiruppu, Kolencherry, Ernakulam-682311 Ph:0484-2764841	S	90	45	APJ Abdul Kalam Tech. University	No
31	STA	Regional Centre School of Technology and Applied Sciences(STAS), Edappally, Kochi - 682024	Govt. Controlled	30	15	MG University	No

32	FIA	Federal Institute of Science & Technology, Hormis Nagar, Mookkannoor P.O, Angamaly-683577 Ph: 0484-2616403	S	120	60	APJ Abdul Kalam Tech. University	No
33	ILA	Ilahia College of Engineering & Technology, Mulavoor P.O, Muvattupuzha, Ernakulam Dist-686673	S	60	30	APJ Abdul Kalam Tech. University	Yes
34	KMA	KMM College of Arts and Science, Thrikkakara P.O,Edapally Toll Gate, Pipeline Jn, Kochi-682021, 0484- 2575667, 2577567,Mob : 9400390222	S	30	15	MG University	Yes
<b>Self Financing College Trichur District</b>							
<b>(Allotment is only for 50% of the Total Seats)</b>							
35	VDA	Vidya Academy of Science & Technology, Kurumal, Thalakkottukara P.O, Thrissur - 680501 Ph: 0488-5287751	S	60	30	APJ Abdul Kalam Tech. University	No
36	NCA	Nehru College of Engineering & Research Centre, Pampady, Thiruvilwamala, Thrissur-680597 Ph: 0488-4282070	S	60	30	APJ Abdul Kalam Tech. University	No
<b>Self Financing College Malappuram District</b>							
<b>(Allotment is only for 50% of the Total Seats)</b>							
37	MSA	MES College of Engineering, Kuttippuram, Thrikkannapuram P.O, Malappuram. Ph: 0494-3051234	S	60	30	APJ Abdul Kalam Tech. University	Yes
<b>Self Financing College Kozhikode District</b>							
<b>(Allotment is only for 50% of the Total Seats)</b>							
38	AWA	AWH Engineering College, Pattayilkunnu, Kuttikkattoor, Kozhikode - 673 008. Ph: 0495-2352552	S	30	15	APJ Abdul Kalam Tech. University	Yes
39	KCA	KMCT College of Engineering, Kalanthode, Manasserry PO,Mukkam(via) Kozhikode - 673 602. Ph: 0495-2289099	S	60	30	APJ Abdul Kalam Tech. University	Yes
<b>Self Financing College Kannur District</b>							
<b>(Allotment is only for 50% of the Total Seats)</b>							
40	CIA	Chinmaya Institute of Technology, Govindagiri, Chala, Thottada P.O., Kannur Pin- 670007 0497-2822923 ,2823534	S	60	30	Kannur University	No
41	DBA	Don Bosco College, Angadikadavu, Iritty , Kannur-670706 Kerala Ph:0490-2426212	S	30	15	Kannur University	Yes

## ANNEXURE II

### LIST OF SOCIALLY AND EDUCATIONALLY BACKWARD CLASSES (SEBC)

[Vide G.O. (P) 208/66/Edn. dated 02.05.1966, G.O. (Ms) No. 95/08/SCSTDD dated 06.10.2008 & G.O. (Ms) No. 58/2012/SCSTDD dated 16.04.2012, G.O.(Ms) No. 10/2014/BCDD dated: 23.05.2014, Lr No. 1538/A2/2014/BCDD dated 02.07.2014, G.O.(Ms) No. 03/2018/BCDD dated 09.04.2018, GO(Ms)No.05/2020/BCDD dated 16.03.2020]

- Sourashtra, Khatri, Patnukaran,  
Illathu Pillai, Illa Vellalar, Illathar
- I. Ezhavas** including Ezhavas, Thiyyas,  
Ishuvan, Izhuvan, Illuvan and Billava
- II. Muslims** (all sections following Islam)
- III. Latin Catholics and Anglo Indians**
- IV. Dheevara** including Dheevaran,  
Araya, Arayas, Arayan, Valan, Nulayan,  
Mukkuvan, Arayavathi, Valinjar,  
Paniakkal, Paniakel, Mukaya, Bovis-  
Mukayar, Mukaveeran, Mogaveera,  
Mogavirar, Mogayan
- V. Viswakarmas** including Viswakarma,  
Asari, Chaptogra, Kallassari, Kalthachan,  
Kammala, Kamsala, Kannan, Karuvan,  
Kitaran, Kollan, Malayala Kammala,  
Moosari, Pandikammala, Pandithattan,  
Perumkollan, Thachan, Thattan, Vilkurup,  
Villasan, Viswabrahmanan or  
Viswabrahmanar, Viswakarmala and  
Palisa Perumkollan
- VI. Kusavan** including Kulalan, Kulala Nair,  
Kumbaran, Velaan, Velaans, Velaar,  
Odan, Kulala, Andhra Nair, Anthuru Nair
- VII. Other Backward Christians**
- (a) SIUC
- (b) Converts from Scheduled Castes  
to Christianity
- VIII. Kudumbi**
- IX. Other Backward Hindus, i.e.**
1. Agasa
  2. Kharvi
  3. Aremahrati
  4. Arya, Atagara, Devanga, Kaikolan,  
(Sengunthar) Pattarya, Pattariyas, Saliyas  
(Padmasali, Pattusali, Thogatta,  
Karanibhakatula, Senapathula, Sali, Sale,  
Karikalabhakulu, Chaliya, Chaliyan)
  5. Bestha
  6. Bhandari or Bhondari
  7. Boya
  8. Boyan
  9. Chavalakkaran
  10. Chakkala (Chakkala Nair)
  11. Devadiga
  12. Ezhavathi (Vathi)
  13. Ezhuthachan, Kadupattan
  14. Gudigara
  15. Galada Konkani
  16. Ganjam Reddies
  17. Gatti
  18. Gowda
  19. Ganika including Nagavamsom
  20. Hegde
  21. Hindu Nadar
  22. Idiga including Settibalija
  23. Jangam
  24. Jogi
  25. Jhetty
  26. Kanisu or Kaniyar-Panicker, Kaniyan,  
Kanian or Kamnan, Kannian or Kani,  
Ganaka
  27. xxx
  28. Kalarikurup or Kalari Panicker
  29. Kerala Muthali, Kerala Mudalis
  30. Oudan (Donga) Odde (Vodde or Vadde  
or Veddai)

31. Kalavanthula
32. Kallan including Isanattu Kallar
33. Kabera
34. Korachas
35. x x x
36. Kannadiyans
37. Kavuthiyar, Kavuthiya
38. Kavudiyaru
39. Kelasi or Kalasi Panicker
40. Koppala Velamas
41. Krishnanvaka
42. Kuruba
43. Kurumba
44. Maravan (Maravar)
45. Madivala
46. Maruthuvar
47. Mahratta (Non-Brahman)
48. Melakudi (Kudiyar)
49. x x x
50. Moili
51. Mukhari
52. Modibanda
53. Moovari
54. Moniagar
55. Naicken including Tholuva Naicker and Vettilakkara Naicker, Naikkans
56. Padyachi (Villayankuppam)
57. Palli
58. Panniyar or Pannayar
59. Parkavakulam (Surithiman, Malayaman, Nathaman, Moopannar and Nainar)
60. Rajapuri
61. Sakravar (Kavathi)
62. Senaithalaivar, Elavania, Senaikudayam
63. Chetty/Chetties including Kottar Chetties, Parakka Chetties, Elur Chetties, Attingal Chetties, Pudukkada Chetties, Iranian Chetties, Sri Pandara Chetties, Telugu Chetties, Udiyankulangara Chetties, Peroorkada Chetties, Sadhu Chetties, 24 Mana Chetties, Wayanadan Chetties, Kalavara Chetties and 24 Mana Telugu Chetties
64. Tholkolan
65. Thottiyar, Thottian
66. Uppara (Sagara)
67. Ural Goundan
68. Valaiyan
69. Vada Baliya
70. Vakkaliga
71. Vaduvan (Vadugan), Vaduka, Vadukan, Vadugar
72. Veera Saivas (Pandaram, Vairavi, Vairagi, Yogeeshwar, Yogeeshwara, Poopandaram, Malapandaram, Pandaran, Matapathi and Yogi)
73. Veluthedathu Nair including Vannathan, Veluthedan and Rajaka
74. Vilakkithala Nair including Vilakkathalavan, Ambattan Pranopakari, Pandithar and Nusuvan
75. Vaniya including Vanika, Vanika Vaisya, Vaisya Chetty, Vanibha Chetty, Ayiravar Nagarathar, Vaniyan, Vaniya Chetty, Vaniar
76. Yadava including Kolaya, Ayar, Mayar, Maniyani, Eruman, Iruman, Erumakkar, Golla and Kolaries
77. Chakkamar
78. Mogers of Kasaragod Taluk
79. x x x
80. x x x
81. x x x
82. Reddiars (throughout the State except in Malabar area)
83. Mooppar or Kallan Mooppar or Kallan Moopar

**ANNEXURE – III**  
**LIST OF SCHEDULED CASTES (SC)**

[As Amended by The Constitution (Scheduled Castes) Orders (Second Amendment) Act, 2002 (Act 61 of 2002) Vide Part VIII – Kerala - Schedule 1 Notified in the Gazette of India dated 18.12.2002, The Constitution (Scheduled Castes) Order (Amendment) Act 2007, The Constitution (Scheduled Castes) Order (Amendment) Act 2016, No. 24 of 2016]

1	Adi Andhra	Gavarai, Gavarai Naidu, Baliya Naidu, Gajalu Baliya or Valai Chetty)
2	Adi Dravida	
3	Adi Karnataka	
4	Ajila	
5	Arunthathiyar	
6	Ayyanavar	
7	Baira	
8	Bakuda	
9	xxx	
10	Bathada	
11	xxx	
12	Bharathar (Other than Parathar), Paravan	
13	xxx	
14	Chakkiliyan	
15	Chamar, Muchi	
16	Chandala	
17	Cheruman	
18	Domban	
19	xxx	
20	xxx	
21	xxx	
22	Gosangi	
23	Hasla	
24	Holeya	
25	Kadaiyan	
26	Kakkalan, Kakkan	
27	Kalladi	
28	Kanakkan, Padanna, Padannan	
29	xxx	
30	Kavara (other than Telugu speaking or Tamil speaking Baliya Kavarai, Gavara,	
31	Koosa	
32	Kootan, Koodan	
33	Kudumban	
34	Kuravan, Sidhanar, Kuravar, Kurava, Sidhana	
35	Maila	
36	Malayan [In the areas comprising the Kannur, Kasaragode, Kozhikode and Wayanad Districts].	



- 37 Mannan (മണ്ണാൻ), Pathiyan,  
Perumannan, Peruvannan, Vannan, Velan
- 38 xxx
- 39 Moger (other than Mogeayar)
- 40 Mundala
- 41 Nalakeyava
- 42 Nalkadaya
- 43 Nayadi
- 44 xxx
- 45 Pallan
- 46 Palluvan, Pulluvan
- 47 Pambada
- 48 Panan
- 49 xxx
- 50 Paraiyan, Parayan, Sambavar, Sambavan,  
Sambava, Paraya, Paraiya, Parayar
- 51 xxx
- 52 xxx
- 53 xxx
- 54 Pulayan, Cheramar, Pulaya, Pulayar,  
Cherama, Cheraman, Wayanad Pulayan,  
Wayanadan Pulayan, Matha, Matha  
Pulayan
- 55 xxx
- 56 Puthirai Vannan
- 57 Raneyar
- 58 Samagara
- 59 Samban
- 60 Semman, Chemman, Chemmar
- 61 Thandan (excluding Ezhuvas and Thiyyas  
who are known as Thandan, in the  
erstwhile Cochin and Malabar areas) and  
(Carpenters who are known as Thachan,  
in the erstwhile Cochin and Travancore  
State) Thachar (Other than carpenters)
- 62 Thoti
- 63 Vallon
- 64 Valluvan
- 65 xxx
- 66 xxx
- 67 Vetan
- 68 Vettuvan, Pulaya Vettuvan (in the areas of  
erstwhile Cochin State only).
- 69 Nerian

**ANNEXURE – IV**  
**LIST OF SCHEDULED TRIBES (ST)**

[As Amended by The Scheduled Castes and Scheduled Tribes Orders (Amendment) Act, 2002  
(Act 10 of 2003) Vide Part - VII - Kerala - Second Schedule Notified in the Gazette of India  
dated 8.1.2003, G.O. (Ms) No. 06/2014/SCSTDD dated 29.01.2014]

- |    |  |    |  |
|----|--|----|--|
| 1  | Adiyan   | 23 | Malakkuravan   |
| 2  | Arandan [Arandan]  | 24 | Malasar  |
| 3  | Eravallan  | 25 | [Malayan, Nattu Malayan, Konga<br>Malayan (excluding the areas<br>comprising the Kasaragod, Kannur,<br>Wayanad and Kozhikode Districts)] |
| 4  | Hill Pulaya, Mala Pulayan, Kurumba<br>Pulayan, Kuravazhi Pulayan, Pamba<br>Pulayan | 26 | Malayarayar  |
| 5  | Irular, Irulan   | 27 | Mannan (മന്നൻ)   |
| 6  | Kadar [Wayanad Kadar]  | 28 | xxx  |
| 7  | xxx  | 29 | Muthuvan, Mudugar, Muduvan   |
| 8  | Kanikkaran, Kanikkar   | 30 | Palleyan, Palliyan, Palliyar, Paliyan  |
| 9  | Kattunayakan   | 31 | xxx  |
| 10 | [Kochuvelan]   | 32 | xxx  |
| 11 | xxx  | 33 | Paniyan  |
| 12 | xxx  | 34 | Ulladan, [Ullatan]   |
| 13 | Koraga   | 35 | Uraly  |
| 14 | xxx  | 36 | Mala Vettuvan(in Kasaragod & Kannur<br>districts)  |
| 15 | Kudiya, Melakudi   | 37 | Ten Kurumban, Jenu Kurumban  |
| 16 | Kurichchan [Kurichiyan]  | 38 | Thachanadan, Thachanadan Moopan  |
| 17 | Kurumans, Mulla Kuruman, Mulla<br>Kuruman, Mala Kuruman                            | 39 | Cholanaickan   |
| 18 | Kurumbas, [Kurumbar, Kurumban]   | 40 | Mavilan  |
| 19 | Maha Malasar   | 41 | Karimpalan   |
| 20 | Malai Arayan [Mala Arayan]   | 42 | Vetta Kuruman  |
| 21 | Malai Pandaram   | 43 | Mala Panikkar  |
| 22 | Malai Vedan [Malavedan]  | 44 | Maratis of Kasargod and Hosdurg Taluk  |

**ANNEXURE – V(a)**  
**LIST OF OTHER ELIGIBLE COMMUNITIES (OEC)**

[GO (Ms) No.14/2017/BCDD dated: 02.08.2017, GO (Ms) No.7/2013/BCDD dated: 19.07.2013  
and GO(Ms)No.9/2021/BCDD dated18.09.2021]

<b><u>OEC (ST)</u></b>	<b><u>OEC (SC)</u></b>
1 Allar (Alan)	1 Chakkamar
2 Chingathan	2 Madiga
3 Irivavan	3 xxx
4 Kalanadi	4 Kudumbi
5 Malayan, Konga-Malayan(Kasargod, Kannur, Wayanad and Kozhikode Districts)	5 Dheevara/Dheevaran (Arayan, Valan, Nulayan, Mukkuvan, Arayavathi, Valanchiyar, Paniyakal, Mokaya, Bovi, Mogayar, Mogaveerar)
6 Kundu-Vadiyan 7 Kunnuvarmannadi	6 Scheduled Caste converted to Christianity
8 Malamuthan	7 Kusavan, Kulalan, Kumbharan, Velaan, Velaar, Odan, Andhra Nair, Andhuru Nair,
9 Malavettuvar (Except Kasargod and Kannur Districts)	8 Pulaya Vettuvan (Except Kochi State)
10 Malayalar	
11 Panimalayan	
12 Pathiyan (other than Dhobies)	
13 Hindu-Malayali	

**ANNEXURE – V(b)**  
**LIST OF COMMUNITIES ELIGIBLE FOR EDUCATIONAL CONCESSIONS AS IS GIVEN**  
**TO OEC**

[G.O.(Ms) No. 10/2014/BCDD dated: 23.05.2014]]

- 1 Vaniya (Vanika, Vanika Vaisya, Vanibha Chetty, Vaniya Chetty, Ayiravar, Nagarathar and Vaniyan
- 2 Veluthedathu Nair (Veluthedan and Vannathan)
- 3 Chetty/Chetties (Kottar Chetties, Parakka Chetties, Elur Chetties, Attingal Chetties, Pudukkada Chetties, Irael Chetties, Sri Pandara Cetties, Telugu Chetties, Udiyankulangara Chetties, Peroorkada Chetties, Sadhu Chetties, 24 Mana Chetties, Wayanadan Chetties, Kalavara Chetties and 24 Mana Telugu Chetties
- 4 Ezhavathi (Vathy)
- 5 Ganika
- 6 Kanisu or Kaniyar Panicker, Kani or Kaniyan (Ganaka) or Kanisan or Kamnan, Kalari Kurup/Kalari Panicker
- 7 Vilkurup, Perumkollan
- 8 Yadavas (Kolaya, Ayar, Mayar, Maniyani and Iruman), Erumakkar
- 9 Devanga
- 10 Pattariyas
- 11 Saliyas (Chaliya, Chaliyan)
- 12 Pandithar
- 13 Vaniar
- 14 Ezhuthachan
- 15 Chakkala/Chakkala Nair
- 16 Reddiars (throughout the State except in Malabar Area)
- 17 Kavuthiya
- 18 Veerasaiva (Yogi, Yogeewara, Poopandram, Malapandaram, Jangam, Matapathi, Pandaram, Pandaran, Vairavi, Vairagi)
- 19 Vilakkithala Nair – Vilakkithalavan
- 20 Vaduka – Vadukan, Vadugar, Vaduka, Vaduvan
- 21 Chavalakkaran
- 22 Agasa
- 23 Kaikolan
- 24 Kannadiyans
- 25 Kerala Mudalis
- 26 Madivala
- 27 Naikkans
- 28 Tholkolans
- 29 Thottian
- 30 Mooppar or Kallan Moopan or Kallan Moopar

ANNEXURE VI

**COMMUNITY CERTIFICATE (for SEBC Candidates)**

*(These Certificates are required only if the candidate claims reservation under the Socially and Educationally Backward Classes/Other Eligible Communities/Anglo Indian.)*

*[Note: In case, where the Community is noted only as, 'Latin Catholic' or 'Latin Christian' in the SSLC and reservation under 'Latin Catholic Other than Anglo Indian' QUOTA is sought, a Certificate from the Village Officer to the effect that the candidate belongs to 'Latin Catholic Other than Anglo Indian' or 'Latin Christian Other than Anglo Indian' should be obtained in the COMMUNITY CERTIFICATE].*

CERTIFIED that Shri/Smt./Kum. ....  
..... son/daughter of Shri/Smt.....  
..... House ..... Village .....  
..... Taluk .....  
District ..... of Kerala State, belongs to .....  
..... caste..... religion, which is included as O.E.C. /  
Socially and Educationally Backward Class as per G.O(P) 208/66 dated 02-05-1966, G.O(MS)  
No.95/08/SCSTDD dated 06-10-2008 and subsequent amendments, thereof.

Signature of the Village Officer :

Place :  
Date

Name:  
(Office Seal) Designation & Address :

ANNEXURE-VII(a)

**Proforma for Inter-Caste Marriage Certificate**

Certified that Master / Kumari .....an Applicant  
for admission to the MCA Course, 2022-23, is the son/daughter of an Inter-Caste married couple,  
and his/her father Sri.....belongs to .....  
community and his/her mother Smt ..... belongs to ..... Community.

Place:

Date:

Signature of Tahsildar

Name of Tahsildar:

Name of Taluk:

*(Office Seal)*

**ANNEXURE VII(b)**

**Income Certificate for SEBC & OEC Candidates**

**ANNUAL FAMILY INCOME:** Income certificate is to be produced by : (i) Candidates who claim communal reservation under SEBC/OEC category (except children of inter-caste married couples) (ii) All 'Keralite' candidates.

**hcpam\ kA«n^ñ äv**

\¼Ä: ..... hntÄPvB ^okv: .....

XobXn : .....

.....PrÄbrÄ.....Xmeq; nÄ.....hntÄPnÄ

..... ho«nÄ {i o./i oaXn....., .....pmw XobXn kaÄ, n' At]£ bnÄ\*\*

.....\ veyenai eoy vroyam\ kA«n^ñ äv Bhi ys, «rcpñ p. Sntomsâ hmÄj nl I pSpw\_ hcpam\w

.....cq] bmsWñ v[] Ø mhn' ncpñ. eoyenai eoy\zj W- nÄ t\_m[ys, «X\pk cni' v Sntomsâ hmÄj nl I pSpw\_

hcpam\w Xmsg I mVn' ncn; pñ [] I mcamsWñ v Rm³ CXn\mÄ km£ ys, Sp- pñ p. I pSpw\_ - nse AwKkw

Jy.....B Wv AXnÄ tPmenpÄ hÄ .....Dw ] Trñ pñ hÄ .....Dw tPmen CÄm- hÄ .....Dw B Wv

B Zmb amÄ±S Ä	qanbrÄ ññ pÄ B Zmbw	i ¼fw/ s]³ j³ (I pSpw_ s]³ j³ HgnsI)***	I hsw	I qerthe	hntzi vtPmer bpÄ hcpS hcp- am\w	hmsI	aar\w	BSI

sam- - nepÄ Xpl A; - nÄ : .....

Xpl A£ c- nÄ : ..... aqñ p I p«nl -

fnÄ I qSpXepÄ hcpS I mcy- nÄ

I qSpXepff I p«nl Ä; v I pdhp eayeyens Xpl : .....

\_mj; n Xpl A£ c- nÄ : .....

H\_v:

B ^okvap(Z t] cpw DtZymKt\_ cpw :

\* At]£ n; pñ-XobXn; p sXmk ap³] pÄ hÄj s- hcpam\ambn; Ww I W; mt; nesXv

\*\* B cpsS Bhi y- n\ñ vhyà am; Ww

\*\*\* Ø ncw i ¼f; mcmb DtZymKØ cpsS I mcy- nÄ ASnØ m\i ¼ft- msSm\_w \nehnepÄ UnF I qSn I W; nseSp- ml Ww hmÄj nl I pSpw\_ hcpam\w I W; mt; nesXv

ANNEXURE-VIII

**NON CREAMY LAYER CERTIFICATE**

**[Certificate to be produced by Socially and Educationally Backward Classes (SEBC) Other Eligible Communities (OEC)  
for admission to Professional Degree courses in educational institutions under the Government of Kerala and in Government and Self Financing Educational Institutions other than minority institutions under Article 30 (1)]**

---

This is to certify that Shri./Smt. ....  
.Son/daughter of .....residing at.....  
.....Village.....  
.....District/Division in the State of Kerala belongs to  
..... Community which is  
designated as a Socially and Educationally Backward Class (SEBC) / Other Eligible Communities (OEC).

This is also to certify that the above Shri/Smt. ....  
..... does not belong to the category of “Creamy Layer” in  
the light of the guidelines dated .....  
and the schedule prescribed there under to exclude the ‘Creamy Layer” among the designated  
“Socially and Educationally Backward Classes (SEBCs)/Other Eligible Communities (OEC)” in the  
State of Kerala.

Place:

Signature of Revenue Officer

Date:

**(Not below the Rank of Village Officer/Competent**

**Authority)**

Name:

Designation:

(Office Seal)



Annexure IX  
**Community Certificate for SC & ST**

**Note:** (i) Candidate claiming reservation under SC/ST, should furnish the Community Certificate given below in support of the claim.

(ii) SC / ST Caste status of children of parents contracted inter caste marriage will be subject to the orders / clarifications issued in G.O. (M.S.) No.11 / 05 / SCSTDD Dated 22-03-2005, G.O. (MS.) No. 25 / 05 / SCSTDD Dated 20-06-2005, G.O. (MS.) No. 109 / 2008 / SCSTDD Dated 20-11-2008, and judgement dated 10-08-2005 of the full bench of the Hon'ble High Court of Kerala in WP 2483 / 2005 and connected cases.

(iii) As per prospectus clause 5.5.2(h) son / daughter of inter-caste married couple, claiming communal reservation under SEBC, should produce the 'Inter-caste Marriage Certificate' in the proforma given in Annexure X(e) of the Prospectus.

**COMMUNITY CERTIFICATE**  
(For Scheduled Caste & Scheduled Tribe Candidates)

1. This is to certify that Shri/Smt./Kumari  
....., son/daughter of  
..... of  
..... House  
..... Village/Town  
..... Taluk  
..... District of  
Kerala State belongs to the .....

Caste/\*Tribe which is recognized as a Scheduled Caste/Scheduled Tribe under:-

The Constitution Ammendment (Scheduled Castes) Order, 1950; The Constitution Ammendment (Scheduled Tribes) Order, 1950 [As amended by The Scheduled Castes and Scheduled Tribes Orders (Amendment) Act, 2002 / The Constitution (Scheduled Castes) Orders (Second Ammendment) Act, 2002].

Certified that Shri/Smt./Kumari ..... (name of person)  
Son/daughter of ..... of  
..... House  
..... Village/Town  
..... Taluk .....

District is a member of Malai Araya Christian family converted to Christianity from Hindu Malai Arayan Community, which is included in the list of Scheduled Tribes.

2. Shri/Smt./Kumari  
..... and his/her\* family  
ordinarily reside(s) in

..... Village/Town  
of ..... District of Kerala State.

**Signature of Tahsildar :**

Place : .....

Name :

Date : .....

(Office Seal)

*\* Please delete the words/clause which are not applicable.*

*Note: 1. The term ordinarily resides used here will have the same meaning as in Section 20 of the Representation of the Peoples Act, 1950.*

*2. In case of X'ian converts from SC who have subsequently embraced Hinduism should get the following certificate recorded by the 'Tahsildar' below the community Certificate. "The certificate is issued after observing the guidelines issued in Government Circular no. 18421/E2/SC/ST/DD. Dated 15-12-1987"*

*3. Issue of Community Certificate to Scheduled Caste / Scheduled Tribe will be regulated by Act II of the Kerala (Scheduled Caste & Scheduled Tribe) Regulation of Issue of Community Certificate Act 1996.*

*4 Certificate to persons belonging to Malai Arayan Community (ST) converted to Christianity should be in this form*

---

ANNEXURE – X

**UNDERTAKING FROM THE STUDENTS AS PER THE PROVISIONS OF ANTI-RAGGING  
VERDICT BY THE HON'BLE SUPREME COURT OF INDIA**

I, Mr. /Ms. ....,

Application No.....Course: .....student of

..... do hereby undertake on this day .....

Month ..... Year.....,the following with respect to above subject and

Office Order No: .....

- 1) That I have read and understood the directives of the Hon'ble Supreme Court of India on anti-ragging and the measures proposed to be taken in the above references.
- 2) That I understand the meaning of Ragging and know that the ragging in any form is a punishable offence and the me is banned by the Court of Law.
- 3) That I have not been found or charged for my involvement in any kind of ragging in the past. However, I undertake to face disciplinary action/legal proceedings including expulsion from the Institute if the above statement is found to be untrue or the facts are concealed, at any stage in future.
- 4) That I shall not resort to ragging in any form at any place and shall abide by the rules/laws prescribed by the Courts, Govt. of India and Institute authorities for the purpose from time to time.

.....  
Signature of Student

I hereby fully endorse the undertaking made by my child/ward.

.....  
Signature of Mother/Father and or Guardian

Witness : .....

Signature of Mother/Father and or Guardian

Witness : .....

ANNEXURE XI

Office of the .....

Date: .....

**CERTIFICATE TO BE PRODUCED BY THE APPLICANTS BELONGING TO ANTHYODAYA ANNAYOJANA (AAY) AND PRIORITY HOUSE HOLD (PHH) CATEGORY**

(Vide G.O.(Ms.)No.2/2020/P&ARD dated 12.02.2020)

This is to certify that Shri/Smt/Kumari .....

Son/daughter/wife of..... is a permanent resident of .....

.....(H.E.address) .....Villa ge

.....District, Kerala State, whose photograph is affixed below, is a member of Anthyodaya Annayojana (AAY)/Priority House Hold (PHH) and that his/her name is included in the Ration Card issued under this category and that he/she does not belong to a caste/class recognised as Scheduled Castes, Scheduled Tribes or Other Backward Classes in the State and therefore he/she belongs to Economically Weaker Sections in General Category.



Signature .....

Name.....

Designation .....

(Seal)

ANNEXURE XII

**INCOME AND ASSETS CERTIFICATE TO BE PRODUCED BY  
ECONOMICALLY WEAKER SECTIONS (EWSs) IN GENERAL CATEGORY**

Certificate No.....

Date .....

This is to certify that Shri/Smt/Kumari.....

Son/daughter/wife of .....

is a permanent resident of.....

.....(H.E.address).....

...Village..... Taluk.....

...District in Kerala, Pin Code.....,

whose photograph is affixed below, belongs to Economically Weaker Sections in General Category (\*)

and that his/her family income is at Rs. ....

.....(in words also)

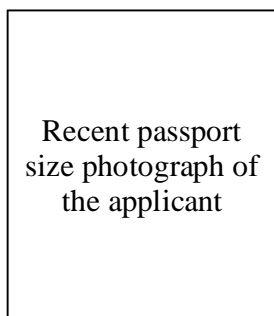
for the financial year.....and that his/her family does

not own or possess assets exceeding the limit specified in G.O.(Ms.)No.2/2020/P&ARD dated

12.02.2020 and that he/she belongs to caste/community/class which is not recognised as a Scheduled

Caste, Scheduled Tribe or Other Backward Class as listed in List I, II and III in the Schedule to Rule 2

Part I, K.S & S.S.Rs, 1958.



Signature with Office Seal .....

Name.....

Designation .....

(\*) General Category means and includes all Castes, Communities and Classes of citizens other than Scheduled Castes, Scheduled Tribes and Other Backward Classes.

ANNEXURE XIII  
**GUIDELINES FOR IMAGES TO BE UPLOADED**

For applying the candidate has to upload scanned images of photograph and signature to the application portal.

**Photograph of candidate:**

For applying online, the candidate must have a scanned/digital image of photograph.

The Specification of photograph image should be strictly followed.

1. Photograph must be in colour with a light colour background, white is preferable. It must be taken by mobile phone/tab is not accepted
2. Photograph should be in passport size format and taken recently. Front view of full face and shoulder portion of candidate is to be seen clearly in the photograph.
3. The face of the candidate should be at the centre and straight.
4. Photo, wearing caps and dark glasses will be rejected.
5. Scanned image file should be in **jpg format** (Jpeg).
6. Dimensions of the photograph should be **200 pixels height** and **150 pixels width** and image file should be **between 15 kb and 30 kb** file size

**Points to be noted:**

1. If the face in the photograph is not clear or the image is not as per the above guideline, your application is liable to be rejected.

In Future, Your Admit Card, Data Sheet and Allotment Memo will be printed with the same photograph you have submitted at this stage. Moreover, in examination hall, the Invigilator has to verify the same photograph for identifying the candidate. So strictly follow the specifications and guidelines for the photo to be uploaded.

**Signature of Candidate**

1. On a plain white sheet, the candidate should put his/her signature with black /blue ink. Signature should be clear.
2. Scan this signature and crop around the signature. Do not scan the full sheet. Scanned image file should be in **jpg format**.(Jpeg)
3. Dimensions of the image of signature must be **100 pixels** height and **150 pixels** width.
4. Image file should be between **10 kb** and **30 kb** file size.

Subsequent to selecting the two images, candidate needs to verify whether the photograph shown in the screen is clear and sufficient to identify the candidate.

Press 'Upload Images' button to upload all images to the application portal.

If you try to upload an image which is not in the prescribed format, an error messages will be displayed in '**upload images**' column. All images should match the corresponding specification.

The images once uploaded cannot be changed after completing of 'Fill Application' step.

**Documents**

- 1 All documents uploaded in proof of various claims made in the application must be in PDF format. The file size should be from 30 kb to 100 kb. The documents must be legible and readable.
2. The documents with digital signature should be valid with tick[✓] mark. The document with digital signature not verified (?) will be treated as invalid.

# ANNEXURE XIV INSTRUCTIONS FOR FILLING OMR SHEET

Attention of Invigilator: At the end of exam, please fold at the perforation and then tear

Attention of Candidate: Please do not separate the pages of the Answer Sheet  
**IMPORTANT: USE ONLY BLUE/BLACK BALL POINT PEN**

ORIGINAL
SIDE A

### (BASIC DATA)

### OMR ANSWER SHEET

### (ANSWERS)

#### NOTE

- ★ Please read the general instructions given overleaf for filling IN each item given below.
- ★ Any error in filling the required items may upset your performance.

<b>1. Paper</b> <i>(Mark only if applicable)</i> <input type="radio"/> I <input type="radio"/> II	<b>2. Version</b> <input type="radio"/> A <input type="radio"/> B
--	--

<b>3. Roll No.</b> <table border="1" style="width: 100%; text-align: center;"> <tr><td>0</td><td>0</td><td>0</td><td>0</td><td>0</td><td>0</td><td>0</td><td>0</td></tr> <tr><td>1</td><td>1</td><td>1</td><td>1</td><td>1</td><td>1</td><td>1</td><td>1</td></tr> <tr><td>2</td><td>2</td><td>2</td><td>2</td><td>2</td><td>2</td><td>2</td><td>2</td></tr> <tr><td>3</td><td>3</td><td>3</td><td>3</td><td>3</td><td>3</td><td>3</td><td>3</td></tr> <tr><td>4</td><td>4</td><td>4</td><td>4</td><td>4</td><td>4</td><td>4</td><td>4</td></tr> <tr><td>5</td><td>5</td><td>5</td><td>5</td><td>5</td><td>5</td><td>5</td><td>5</td></tr> <tr><td>6</td><td>6</td><td>6</td><td>6</td><td>6</td><td>6</td><td>6</td><td>6</td></tr> <tr><td>7</td><td>7</td><td>7</td><td>7</td><td>7</td><td>7</td><td>7</td><td>7</td></tr> <tr><td>8</td><td>8</td><td>8</td><td>8</td><td>8</td><td>8</td><td>8</td><td>8</td></tr> <tr><td>9</td><td>9</td><td>9</td><td>9</td><td>9</td><td>9</td><td>9</td><td>9</td></tr> </table>	0	0	0	0	0	0	0	0	1	1	1	1	1	1	1	1	2	2	2	2	2	2	2	2	3	3	3	3	3	3	3	3	4	4	4	4	4	4	4	4	5	5	5	5	5	5	5	5	6	6	6	6	6	6	6	6	7	7	7	7	7	7	7	7	8	8	8	8	8	8	8	8	9	9	9	9	9	9	9	9	<b>4. Qn Booklet No.*</b> <table border="1" style="width: 100%; text-align: center;"> <tr><td>0</td><td>0</td><td>0</td><td>0</td><td>0</td><td>0</td></tr> <tr><td>1</td><td>1</td><td>1</td><td>1</td><td>1</td><td>1</td></tr> <tr><td>2</td><td>2</td><td>2</td><td>2</td><td>2</td><td>2</td></tr> <tr><td>3</td><td>3</td><td>3</td><td>3</td><td>3</td><td>3</td></tr> <tr><td>4</td><td>4</td><td>4</td><td>4</td><td>4</td><td>4</td></tr> <tr><td>5</td><td>5</td><td>5</td><td>5</td><td>5</td><td>5</td></tr> <tr><td>6</td><td>6</td><td>6</td><td>6</td><td>6</td><td>6</td></tr> <tr><td>7</td><td>7</td><td>7</td><td>7</td><td>7</td><td>7</td></tr> <tr><td>8</td><td>8</td><td>8</td><td>8</td><td>8</td><td>8</td></tr> <tr><td>9</td><td>9</td><td>9</td><td>9</td><td>9</td><td>9</td></tr> </table>	0	0	0	0	0	0	1	1	1	1	1	1	2	2	2	2	2	2	3	3	3	3	3	3	4	4	4	4	4	4	5	5	5	5	5	5	6	6	6	6	6	6	7	7	7	7	7	7	8	8	8	8	8	8	9	9	9	9	9	9
0	0	0	0	0	0	0	0																																																																																																																																						
1	1	1	1	1	1	1	1																																																																																																																																						
2	2	2	2	2	2	2	2																																																																																																																																						
3	3	3	3	3	3	3	3																																																																																																																																						
4	4	4	4	4	4	4	4																																																																																																																																						
5	5	5	5	5	5	5	5																																																																																																																																						
6	6	6	6	6	6	6	6																																																																																																																																						
7	7	7	7	7	7	7	7																																																																																																																																						
8	8	8	8	8	8	8	8																																																																																																																																						
9	9	9	9	9	9	9	9																																																																																																																																						
0	0	0	0	0	0																																																																																																																																								
1	1	1	1	1	1																																																																																																																																								
2	2	2	2	2	2																																																																																																																																								
3	3	3	3	3	3																																																																																																																																								
4	4	4	4	4	4																																																																																																																																								
5	5	5	5	5	5																																																																																																																																								
6	6	6	6	6	6																																																																																																																																								
7	7	7	7	7	7																																																																																																																																								
8	8	8	8	8	8																																																																																																																																								
9	9	9	9	9	9																																																																																																																																								

**5. Name of the Examination**

---

**6. Date of the Examination**

---

<b>7. Roll No.</b> <table border="1" style="width: 100%; text-align: center;"> <tr><td> </td><td> </td><td> </td><td> </td><td> </td><td> </td><td> </td><td> </td></tr> </table>									<b>8. Qn. Booklet No.*</b> <table border="1" style="width: 100%; text-align: center;"> <tr><td> </td><td> </td><td> </td><td> </td><td> </td><td> </td></tr> </table>						

**9. Name of Candidate**

---


**10. Certified that the above entries are checked and found to be correct**

.....  
Signature of the Candidate

.....  
Signature of the Invigilator

\* Should be filled in after receiving the Question-Booklet.

IF A CANDIDATE TAMPERS WITH THE BARCODE, HE/SHE WILL BE DISQUALIFIED/ DEBARRED



BAR CODE



#### NOTE

- ★ Please read the Instructions for marking answers given overleaf.
- ★ Start answering only when you are asked to do so by the Invigilator.

<ol style="list-style-type: none"> <li>1. <input type="radio"/> A <input type="radio"/> B <input type="radio"/> C <input type="radio"/> D</li> <li>2. <input type="radio"/> A <input type="radio"/> B <input type="radio"/> C <input type="radio"/> D</li> <li>3. <input type="radio"/> A <input type="radio"/> B <input type="radio"/> C <input type="radio"/> D</li> <li>4. <input type="radio"/> A <input type="radio"/> B <input type="radio"/> C <input type="radio"/> D</li> <li>5. <input type="radio"/> A <input type="radio"/> B <input type="radio"/> C <input type="radio"/> D</li> <li>6. <input type="radio"/> A <input type="radio"/> B <input type="radio"/> C <input type="radio"/> D</li> <li>7. <input type="radio"/> A <input type="radio"/> B <input type="radio"/> C <input type="radio"/> D</li> <li>8. <input type="radio"/> A <input type="radio"/> B <input type="radio"/> C <input type="radio"/> D</li> <li>9. <input type="radio"/> A <input type="radio"/> B <input type="radio"/> C <input type="radio"/> D</li> <li>10. <input type="radio"/> A <input type="radio"/> B <input type="radio"/> C <input type="radio"/> D</li> <li>11. <input type="radio"/> A <input type="radio"/> B <input type="radio"/> C <input type="radio"/> D</li> <li>12. <input type="radio"/> A <input type="radio"/> B <input type="radio"/> C <input type="radio"/> D</li> <li>13. <input type="radio"/> A <input type="radio"/> B <input type="radio"/> C <input type="radio"/> D</li> <li>14. <input type="radio"/> A <input type="radio"/> B <input type="radio"/> C <input type="radio"/> D</li> <li>15. <input type="radio"/> A <input type="radio"/> B <input type="radio"/> C <input type="radio"/> D</li> <li>16. <input type="radio"/> A <input type="radio"/> B <input type="radio"/> C <input type="radio"/> D</li> <li>17. <input type="radio"/> A <input type="radio"/> B <input type="radio"/> C <input type="radio"/> D</li> <li>18. <input type="radio"/> A <input type="radio"/> B <input type="radio"/> C <input type="radio"/> D</li> <li>19. <input type="radio"/> A <input type="radio"/> B <input type="radio"/> C <input type="radio"/> D</li> <li>20. <input type="radio"/> A <input type="radio"/> B <input type="radio"/> C <input type="radio"/> D</li> <li>21. <input type="radio"/> A <input type="radio"/> B <input type="radio"/> C <input type="radio"/> D</li> <li>22. <input type="radio"/> A <input type="radio"/> B <input type="radio"/> C <input type="radio"/> D</li> <li>23. <input type="radio"/> A <input type="radio"/> B <input type="radio"/> C <input type="radio"/> D</li> <li>24. <input type="radio"/> A <input type="radio"/> B <input type="radio"/> C <input type="radio"/> D</li> <li>25. <input type="radio"/> A <input type="radio"/> B <input type="radio"/> C <input type="radio"/> D</li> <li>26. <input type="radio"/> A <input type="radio"/> B <input type="radio"/> C <input type="radio"/> D</li> <li>27. <input type="radio"/> A <input type="radio"/> B <input type="radio"/> C <input type="radio"/> D</li> <li>28. <input type="radio"/> A <input type="radio"/> B <input type="radio"/> C <input type="radio"/> D</li> <li>29. <input type="radio"/> A <input type="radio"/> B <input type="radio"/> C <input type="radio"/> D</li> <li>30. <input type="radio"/> A <input type="radio"/> B <input type="radio"/> C <input type="radio"/> D</li> <li>31. <input type="radio"/> A <input type="radio"/> B <input type="radio"/> C <input type="radio"/> D</li> <li>32. <input type="radio"/> A <input type="radio"/> B <input type="radio"/> C <input type="radio"/> D</li> <li>33. <input type="radio"/> A <input type="radio"/> B <input type="radio"/> C <input type="radio"/> D</li> <li>34. <input type="radio"/> A <input type="radio"/> B <input type="radio"/> C <input type="radio"/> D</li> <li>35. <input type="radio"/> A <input type="radio"/> B <input type="radio"/> C <input type="radio"/> D</li> <li>36. <input type="radio"/> A <input type="radio"/> B <input type="radio"/> C <input type="radio"/> D</li> <li>37. <input type="radio"/> A <input type="radio"/> B <input type="radio"/> C <input type="radio"/> D</li> <li>38. <input type="radio"/> A <input type="radio"/> B <input type="radio"/> C <input type="radio"/> D</li> <li>39. <input type="radio"/> A <input type="radio"/> B <input type="radio"/> C <input type="radio"/> D</li> <li>40. <input type="radio"/> A <input type="radio"/> B <input type="radio"/> C <input type="radio"/> D</li> <li>41. <input type="radio"/> A <input type="radio"/> B <input type="radio"/> C <input type="radio"/> D</li> <li>42. <input type="radio"/> A <input type="radio"/> B <input type="radio"/> C <input type="radio"/> D</li> <li>43. <input type="radio"/> A <input type="radio"/> B <input type="radio"/> C <input type="radio"/> D</li> <li>44. <input type="radio"/> A <input type="radio"/> B <input type="radio"/> C <input type="radio"/> D</li> <li>45. <input type="radio"/> A <input type="radio"/> B <input type="radio"/> C <input type="radio"/> D</li> <li>46. <input type="radio"/> A <input type="radio"/> B <input type="radio"/> C <input type="radio"/> D</li> <li>47. <input type="radio"/> A <input type="radio"/> B <input type="radio"/> C <input type="radio"/> D</li> <li>48. <input type="radio"/> A <input type="radio"/> B <input type="radio"/> C <input type="radio"/> D</li> <li>49. <input type="radio"/> A <input type="radio"/> B <input type="radio"/> C <input type="radio"/> D</li> <li>50. <input type="radio"/> A <input type="radio"/> B <input type="radio"/> C <input type="radio"/> D</li> <li>51. <input type="radio"/> A <input type="radio"/> B <input type="radio"/> C <input type="radio"/> D</li> <li>52. <input type="radio"/> A <input type="radio"/> B <input type="radio"/> C <input type="radio"/> D</li> <li>53. <input type="radio"/> A <input type="radio"/> B <input type="radio"/> C <input type="radio"/> D</li> <li>54. <input type="radio"/> A <input type="radio"/> B <input type="radio"/> C <input type="radio"/> D</li> <li>55. <input type="radio"/> A <input type="radio"/> B <input type="radio"/> C <input type="radio"/> D</li> <li>56. <input type="radio"/> A <input type="radio"/> B <input type="radio"/> C <input type="radio"/> D</li> <li>57. <input type="radio"/> A <input type="radio"/> B <input type="radio"/> C <input type="radio"/> D</li> <li>58. <input type="radio"/> A <input type="radio"/> B <input type="radio"/> C <input type="radio"/> D</li> <li>59. <input type="radio"/> A <input type="radio"/> B <input type="radio"/> C <input type="radio"/> D</li> <li>60. <input type="radio"/> A <input type="radio"/> B <input type="radio"/> C <input type="radio"/> D</li> </ol>	<ol style="list-style-type: none"> <li>61. <input type="radio"/> A <input type="radio"/> B <input type="radio"/> C <input type="radio"/> D</li> <li>62. <input type="radio"/> A <input type="radio"/> B <input type="radio"/> C <input type="radio"/> D</li> <li>63. <input type="radio"/> A <input type="radio"/> B <input type="radio"/> C <input type="radio"/> D</li> <li>64. <input type="radio"/> A <input type="radio"/> B <input type="radio"/> C <input type="radio"/> D</li> <li>65. <input type="radio"/> A <input type="radio"/> B <input type="radio"/> C <input type="radio"/> D</li> <li>66. <input type="radio"/> A <input type="radio"/> B <input type="radio"/> C <input type="radio"/> D</li> <li>67. <input type="radio"/> A <input type="radio"/> B <input type="radio"/> C <input type="radio"/> D</li> <li>68. <input type="radio"/> A <input type="radio"/> B <input type="radio"/> C <input type="radio"/> D</li> <li>69. <input type="radio"/> A <input type="radio"/> B <input type="radio"/> C <input type="radio"/> D</li> <li>70. <input type="radio"/> A <input type="radio"/> B <input type="radio"/> C <input type="radio"/> D</li> <li>71. <input type="radio"/> A <input type="radio"/> B <input type="radio"/> C <input type="radio"/> D</li> <li>72. <input type="radio"/> A <input type="radio"/> B <input type="radio"/> C <input type="radio"/> D</li> <li>73. <input type="radio"/> A <input type="radio"/> B <input type="radio"/> C <input type="radio"/> D</li> <li>74. <input type="radio"/> A <input type="radio"/> B <input type="radio"/> C <input type="radio"/> D</li> <li>75. <input type="radio"/> A <input type="radio"/> B <input type="radio"/> C <input type="radio"/> D</li> <li>76. <input type="radio"/> A <input type="radio"/> B <input type="radio"/> C <input type="radio"/> D</li> <li>77. <input type="radio"/> A <input type="radio"/> B <input type="radio"/> C <input type="radio"/> D</li> <li>78. <input type="radio"/> A <input type="radio"/> B <input type="radio"/> C <input type="radio"/> D</li> <li>79. <input type="radio"/> A <input type="radio"/> B <input type="radio"/> C <input type="radio"/> D</li> <li>80. <input type="radio"/> A <input type="radio"/> B <input type="radio"/> C <input type="radio"/> D</li> <li>81. <input type="radio"/> A <input type="radio"/> B <input type="radio"/> C <input type="radio"/> D</li> <li>82. <input type="radio"/> A <input type="radio"/> B <input type="radio"/> C <input type="radio"/> D</li> <li>83. <input type="radio"/> A <input type="radio"/> B <input type="radio"/> C <input type="radio"/> D</li> <li>84. <input type="radio"/> A <input type="radio"/> B <input type="radio"/> C <input type="radio"/> D</li> <li>85. <input type="radio"/> A <input type="radio"/> B <input type="radio"/> C <input type="radio"/> D</li> <li>86. <input type="radio"/> A <input type="radio"/> B <input type="radio"/> C <input type="radio"/> D</li> <li>87. <input type="radio"/> A <input type="radio"/> B <input type="radio"/> C <input type="radio"/> D</li> <li>88. <input type="radio"/> A <input type="radio"/> B <input type="radio"/> C <input type="radio"/> D</li> <li>89. <input type="radio"/> A <input type="radio"/> B <input type="radio"/> C <input type="radio"/> D</li> <li>90. <input type="radio"/> A <input type="radio"/> B <input type="radio"/> C <input type="radio"/> D</li> <li>91. <input type="radio"/> A <input type="radio"/> B <input type="radio"/> C <input type="radio"/> D</li> <li>92. <input type="radio"/> A <input type="radio"/> B <input type="radio"/> C <input type="radio"/> D</li> <li>93. <input type="radio"/> A <input type="radio"/> B <input type="radio"/> C <input type="radio"/> D</li> <li>94. <input type="radio"/> A <input type="radio"/> B <input type="radio"/> C <input type="radio"/> D</li> <li>95. <input type="radio"/> A <input type="radio"/> B <input type="radio"/> C <input type="radio"/> D</li> <li>96. <input type="radio"/> A <input type="radio"/> B <input type="radio"/> C <input type="radio"/> D</li> <li>97. <input type="radio"/> A <input type="radio"/> B <input type="radio"/> C <input type="radio"/> D</li> <li>98. <input type="radio"/> A <input type="radio"/> B <input type="radio"/> C <input type="radio"/> D</li> <li>99. <input type="radio"/> A <input type="radio"/> B <input type="radio"/> C <input type="radio"/> D</li> <li>100. <input type="radio"/> A <input type="radio"/> B <input type="radio"/> C <input type="radio"/> D</li> <li>101. <input type="radio"/> A <input type="radio"/> B <input type="radio"/> C <input type="radio"/> D</li> <li>102. <input type="radio"/> A <input type="radio"/> B <input type="radio"/> C <input type="radio"/> D</li> <li>103. <input type="radio"/> A <input type="radio"/> B <input type="radio"/> C <input type="radio"/> D</li> <li>104. <input type="radio"/> A <input type="radio"/> B <input type="radio"/> C <input type="radio"/> D</li> <li>105. <input type="radio"/> A <input type="radio"/> B <input type="radio"/> C <input type="radio"/> D</li> <li>106. <input type="radio"/> A <input type="radio"/> B <input type="radio"/> C <input type="radio"/> D</li> <li>107. <input type="radio"/> A <input type="radio"/> B <input type="radio"/> C <input type="radio"/> D</li> <li>108. <input type="radio"/> A <input type="radio"/> B <input type="radio"/> C <input type="radio"/> D</li> <li>109. <input type="radio"/> A <input type="radio"/> B <input type="radio"/> C <input type="radio"/> D</li> <li>110. <input type="radio"/> A <input type="radio"/> B <input type="radio"/> C <input type="radio"/> D</li> <li>111. <input type="radio"/> A <input type="radio"/> B <input type="radio"/> C <input type="radio"/> D</li> <li>112. <input type="radio"/> A <input type="radio"/> B <input type="radio"/> C <input type="radio"/> D</li> <li>113. <input type="radio"/> A <input type="radio"/> B <input type="radio"/> C <input type="radio"/> D</li> <li>114. <input type="radio"/> A <input type="radio"/> B <input type="radio"/> C <input type="radio"/> D</li> <li>115. <input type="radio"/> A <input type="radio"/> B <input type="radio"/> C <input type="radio"/> D</li> <li>116. <input type="radio"/> A <input type="radio"/> B <input type="radio"/> C <input type="radio"/> D</li> <li>117. <input type="radio"/> A <input type="radio"/> B <input type="radio"/> C <input type="radio"/> D</li> <li>118. <input type="radio"/> A <input type="radio"/> B <input type="radio"/> C <input type="radio"/> D</li> <li>119. <input type="radio"/> A <input type="radio"/> B <input type="radio"/> C <input type="radio"/> D</li> <li>120. <input type="radio"/> A <input type="radio"/> B <input type="radio"/> C <input type="radio"/> D</li> </ol>
---	---

(Please Turn Over)

**GENERAL INSTRUCTIONS**

The OMR Answer Sheet has an Original Sheet and a Candidate's Copy below it glued together at the top. Candidate should not separate the pages of the Answer Sheet. The Items marked by the candidates in the original OMR Sheet will be carried over to the candidate's copy in the form of Impressions. Hence while marking in the Original Sheet, Candidate should ensure that the pages are aligned properly and enough pressure is given, so that the markings made in the Original Sheet against each item are exactly reproduced in the Candidate's Copy.

The Answer Sheet has two parts - "Basic Data" on the left side and "Answers" on the right, with a thin perforation in between, length wise.

All entries in the Answer Sheet are to be made in the Original Sheet only.

Fill in the boxes and darken the appropriate bubbles using a **black/blue ink ball point pen**.

Fill in all the entries on the "Basic Data" part before beginning to answer questions on the "Answers" part.

Entries regarding the Question Booklet No. should be filled in only after receiving the Question Booklet.

At the end of the Examination, the Candidate will hand over the OMR Answer Sheet to the Invigilator, who will first tear off the original sheet from the Candidate's copy. The Candidate's copy will be handed over to the candidate. Thereafter the Original sheet will be separated along the perforation in the presence of the Candidate.

**WARNING**

- Pen Marking once made is final.
- Trying to erase an already marked bubble might leave a hole (tear) on the OMR Sheet or make dark smudges which will give an improper result with OMR reader.
- Trying to darken an already erased bubble will also lead to an unpredictable result.
- In the case of Improper bubbling/erasing/whitening etc, the reading of the OMR Machine will be taken as final and any arguments to defend such actions will not be entertained.
- To avoid any such misinterpretation, make sure that only one bubble corresponding to the correct response is darkened against each question. All other options should be left blank. Start darkening the bubble only after reading the question thoroughly and deriving at the correct response.
- Use of white fluid or any other correction fluid to erase the pen marking once made is not permitted.

**INSTRUCTIONS FOR MARKING ANSWERS**

Mark your answers by darkening the appropriate bubbles with a black/blue ink ball point pen. Do not use pencil. Use of fountain pen, Gel pen or sketch pen and use of any color ink other than black/blue are not permitted.



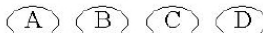
Marking should be dark and the bubbles should be filled completely.

Please darken only one bubble for each question.









Once darkened, the bubble should not be erased.

Please make the marks only in the spaces provided. Do not make any stray marks ELSEWHERE in the Answer Sheet.

Correct method of marking answer.

1. 
2. 
3. 

Here are some wrong methods of marking answers

-  Use of tick mark
-  Use of Cross mark
-  Use of dot (.)
-  Use of Line Mark
-  Partially or Half filled Bubble
-  Marks outside the Bubble
-  More than one darkened bubble
-  More than one Marking



**ANNEXURE XV**

**DISTRICT FACILITATION CENTRES OF LBS CENTRE FOR ANY ASSISTANCE**

<b>Sl no</b>	<b>Place</b>	<b>Address</b>	<b>Phone Number</b>
1	Thiruvananthapuram	LBS Centre Nandavanam, Palayam Thiruvananthapuram - 695 033	0471 - 2324396 0471 – 2560363,364
2	Kollam	LBS Regional Centre First Floor, BSNL Karikode Telephone Exchange Building, TKM Road, Peroor, Kollam - 691005	0474 - 2970780
3	Adoor	LBS Sub Centre KRM Towers, East of Central Junction Adoor, Pathanamthitta	0473 – 4227538
4	Alappuzha	LBS Sub Centre Municipal Library Building Thattampally P.O, Alappuzha	0477 – 2254588
5	Pampady	LBS Sub Centre Kadavumbhagam Buildings Near Police Station, K.K.Road, Pampady, Kottayam.	0481 – 2505900
6	Kalamassery	LBS Regional Unit HMT Junction, NAD Road Kalamassery – 683 104.	0484 – 2541520 0484 – 2551466
7	Thrissur	LBS Regional Unit Alumvettuvazhi Road Chiyaram, Thrissur – 680 026	0487 - 2250657 0487 – 2250751
8	Palakkad.	LBS Sub Centre II Floor, Charutha Chambers, Noorani Shornur Road, Palakkad	0491 – 2527425
9	Manjeri	LBS Sub Centre Indira Gandhi Bus Terminal, Kacherypady Manjeri, Malappuram.	0483 – 2764674
10	Kozhikode	LBS Regional Unit 17/420, Indira Gandhi Road Kozhikode – 673 004.	0495 – 2720250
11	Wayanad	LBS Sub Centre M A Building, Opp. JaamJoom HyperMarket, Pinangode Road, Kalpetta, Wayanad - 673121	0493 - 6205939
12	Kannur	LBS Regional Unit Old Engg. College Campus Near S.N.Park, Kannur - 1.	0497-2702812
13	Kasaragod.	LBS Sub Centre IIIrd Floor, Municipal Shopping Complex, Old Bus Stand, Kasaragod -	0499-4221011